



DAEMEN WILDCATS

ATHLETIC COMMUNICATIONS | MBB Contact: Mike Miranto
(716) 839-8385 | mmiranto@daemen.edu | @DaemenMBB

2021-22 DAEMEN MEN'S BASKETBALL GAME NOTES

GAMES 24/25

Dates Feb. 18 / 20
Time 7:30 p.m. / 2 p.m.
Location Amherst, N.Y.
Venue Lumsden Gymnasium
TV/Webstream ECC Network
Live Stats daemenwildcats.com

SCHEDULE/RESULTS

OVERALL: 17-6 | **ECC:** 14-0 | **STREAK:** W12
HOME: 9-1 | **AWAY:** 7-4 | **NEUTRAL:** 1-1

OCTOBER (1-2)

29 vs. (RV) MSU Moorhead ^ W, 67-63
30 vs. #4 Colorado Mesa ^ L, 76-65
31 at #3 West Texas A&M ^ L, 69-66

NOVEMBER (2-2)

4 at Buffalo # Canceled
8 **MEDAILLE #** Canceled
12 **U. SCIENCES %** Canceled
13 **BENTLEY %** Canceled
18 at #12/#15 Mercyhurst L, 85-63
23 at Staten Island * W, 80-61
27 **ST. ROSE** W, 83-71
29 at #7/#4 West Liberty L, 63-61

DECEMBER (3-2)

6 at Le Moyne L, 84-77
8 **ROBERTS WESLEYAN *** W, 81-72
12 **BRIDGEPORT *** W, 71-59
18 **FRANKLIN PIERCE \$** L, 83-80
20 at Dist. Columbia * W, 74-64
30 **STONEHILL** Canceled

JANUARY (8-0)

1 **ST. ANSELM** Canceled
3 at Clarion Canceled
5 **PACE** W, 83-72
8 at D'Youville * W, 92-76
14 **MOLLOY *** W, 93-59
16 **QUEENS *** W, 76-61
21 at St. Thomas Aquinas * W, 73-61
23 at Mercy * W, 76-59
28 **STATEN ISLAND *** W, 91-52
30 **DIST. COLUMBIA *** W, 66-58

FEBRUARY (3-0)

2 at Roberts Wesleyan * W, 101-71
5 at Bridgeport * W, 95-74
9 **D'YOUVILLE *** W, 97-52
18 **ST. THOMAS AQUINAS *** 7:30 PM
20 **MERCY *** 2 PM
24 at Molloy * 7 PM
26 at Queens * 1:30 PM

HOME GAMES IN BOLD CAPS

^ D2CCA Tip-Off Classic (Canton, Texas)

Exhibition Game

% East Region Challenge

\$ Game Played At KeyBank Center (Buffalo, N.Y.)

* East Coast Conference Game

THE MATCHUPS



St. Thomas Aquinas	Mercy	TEAM	Daemen
20-4 (13-1 ECC)	4-10 (4-17 ECC)	RECORD	17-6 (14-0 ECC)
RV	-	NABC	24
21	-	D2SIDA	RV
Tobin Anderson	Michael Maczko	COACH	Mike MacDonald
21st season	5th season	EXP.	25th season
386-190 (.670)	29-80 (.266)	CAREER W-L	413-289 (.588)
O. Caraballo (16.0)	J. Taylor, Jr. (13.7)	PTS/GM	A. Sischo (21.9)
O. Caraballo (6.0)	J. Dewaal (9.9)	REB/GM	A. Sischo (13.5)
D. Roberts (4.1)	E. Mitchell (2.4)	AST/GM	R. Salzberg (3.3)
@STAC Spartans	@MercyMavericks	TWITTER	@DaemenMBB
stacathletics.com	mercyathletics.com	WEBSITE	daemenwildcats.com

PROBABLE STARTERS



#	Name	Pos.	Ht.	Yr.	PPG	RPG	APG	FG%	3FG%
2	S. Fasoyiro	G	6-3	Gr.	12.6	6.1	3.1	.453	.407
4	K. Harris	G	6-3	Gr.	9.1	4.1	2.9	.407	.411
5	R. Salzberg	G	6-4	Jr.	7.0	2.5	3.3	.396	.365
15	A. Mason	G	6-3	So.	10.0	4.0	2.2	.500	.495
22	A. Sischo	C	6-9	Gr.	21.9	13.5	1.2	.592	.308

OFF THE BENCH

10	T. Book	G	6-4	R-Jr.	1.6	1.4	0.3	.467	.200
11	J. Johnson	G	6-0	So.	2.2	0.6	0.9	.394	.308
13	N. MacDonald	G	6-5	Jr.	7.6	1.6	1.8	.409	.400
30	Z. Veiga	F	6-4	Gr.	3.1	1.4	0.6	.476	.429
33	J. Atkins	G/F	6-5	R-Jr.	3.9	2.7	0.2	.534	.000

NUMERICAL ROSTER

#	Name	Pos.	Ht.	Yr.	Hometown
2	Sean Fasoyiro	G	6-3	Gr.	Houston, Texas
3	Tyler Hind	G	5-11	So.	Randolph, N.Y.
4	Kyle Harris	G	6-3	Gr.	Buffalo, N.Y.
5	Ryan Salzberg	G	6-4	Jr.	Manlius, N.Y.
10	Trevor Book	G	6-4	R-Jr.	N. Tonawanda, N.Y.
11	Justin Johnson	G	6-0	So.	Buffalo, N.Y.
12	Patrick Higgins	G	5-10	R-So.	Pennington, N.J.
13	Nick MacDonald	G	6-5	Jr.	Amherst, N.Y.
15	Andrew Mason	G	6-3	So.	Webster, N.Y.
21	Sayeed Osorio	G	6-1	Sr.	New York, N.Y.
22	Andrew Sischo	C	6-9	Gr.	Guilderland, N.Y.
23	Justin Hemphill	F	6-6	So.	Buffalo, N.Y.
24	Ziv Basden	F	6-5	Gr.	Nassau, Bahamas
25	Ryan Bradley	F	6-7	R-Jr.	Niagara Falls, N.Y.
30	Zecaree Veiga	F	6-4	Gr.	Riverside, R.I.
33	Joey Atkins	F	6-5	R-Jr.	Watervliet, N.Y.
35	Tyler Putney	G	6-6	Fr.	Fredonia, N.Y.
45	Justin Pouppey	G	5-10	R-So.	Buffalo, N.Y.

COACHING STAFF

Head Coach: **Mike MacDonald** (St. Bonaventure '88); 8th season
 Assistant Coach: **Ryan Grandits** (Medaille '15)
 Assistant Coach: **Matt Hart** (George Washington '17)
 Assistant Coach: **Matt Hartman** (Hilbert '21)
 Director of Player Development: **David Johnson** (Daemen '10)
 Athletic Trainer: **Jeff Sage** (SUNY Brockport '94)
 Strength & Conditioning Coach: **Katie Eschner** (Slippery Rock '15)

PRONUNCIATIONS

2	Sean FASOYIRO	Fass-oh-yeer-oh
3	Tyler HIND	High-nd
11	JUSTON Johnson	Justin
21	SAYEED OSORIO	Sy-eed Oh-sor-ee-oh
22	Andrew SISCHO	Siss-koh
23	Justin HEMPHILL	Hemp-hill
24	Ziv BASDEN	Bayz-din
30	Zecaree VEIGA	Vay-gah
45	Justin POUMPEY	Pom-pay

BUILDING THE WILDCATS

BY POSITION

Guard	12	Freshman	1
Forward	5	R-Freshman	0
Center	1	Sophomore	4

BY HEIGHT

6-9	1	R-Junior	3
6-7	1	Senior	1
6-6	2	R-Senior	0
6-5	3	Graduate	5
6-4	3		
6-3	3		
6-1	1	New Jersey	1
6-0	1	New York	14
5-11	1	Rhode Island	1
5-10	2	Texas	1
		Bahamas	1

BY STATE/COUNTRY

QUICK FACTS

GENERAL INFORMATION

Location	Amherst, N.Y.
Founded	1947 (as Rosary Hill College)
Enrollment	2,760
School Colors	Medium Blue, Gray & White
Nickname	Wildcats
Home Facility	Lumsden Gymnasium
Capacity	1,000
Opened	1984
Affiliation	NCAA Division II
Conference	East Coast Conference (ECC)
President	Dr. Gary A. Olson
Director of Athletics	Traci Murphy
Senior Woman Administrator	Karen Roehling
Faculty Athletics Representative	Kevin Telford
Athletics Department Phone	(716) 839-8346

HISTORY

Start of Modern Statistical Era	1986-87
Overall Record (Win %)	605-455 (.571)
NAIA Membership	1986-87 to 2011-12
American Mideast Conference	2001-02 to 2011-12
NAIA Tournament Berths / Years	4 / 2000, 2004, 2006, 2012
NAIA Era Record / # of Seasons	401-379 / 26
USCAA Membership	2012-13 to 2014-15
USCAA Tournament Berths / Years	3 / 2013, 2014, 2015
USCAA National Championships / Years	1 / 2015
USCAA Era Record / # of Seasons	69-23 / 3
NCAA Division II Transition Period	2012-13 to 2014-15
NCAA Division II Membership	2015-15 to Present
East Coast Conference	2013-14 to Present
ECC Record / # of Seasons	120-33 / 9
ECC Regular Season Titles / Years	2 / 2014, 2019
NCAA Tournament Berths / Years	3 / 2019, 2020, 2021
NCAA Regional Championships / Years	1 / 2021
NCAA Era Record / # of Seasons	135-53 / 7

ECC/NCAA ERA YEAR-BY-YEAR

Season	Overall		Conference		Coach
	W-L	Pct.	W-L	Pct.	
2013-14 *	21-7	.750	17-3	.850	D. Silveri
2014-15 *	21-10	.677	13-7	.650	M. MacDonald
2015-16 ^	19-10	.655	14-6	.700	M. MacDonald
2016-17	19-9	.679	12-6	.667	M. MacDonald
2017-18	22-8	.733	15-3	.833	M. MacDonald
2018-19	24-6	.800	16-2	.889	M. MacDonald
2019-20	24-8	.750	12-4	.750	M. MacDonald
2020-21	10-6	.625	7-2	.778	M. MacDonald
2021-22	17-6	.739	14-0	1.000	M. MacDonald

* ineligible for ECC/NCAA postseason (transition period)

^ first season of full NCAA Division II membership

2013-14 ECC Regular Season Champions

2015-16 ECC Championships Finalist

2018-19 ECC Regular Season Champions

2020-21 ECC Championships Finalist

2019 NCAA Tournament

2020 NCAA Tournament

2021 NCAA Tournament | East Region Champions | Elite Eight

RADIO/TV ROSTER



#2 Sean Fasoyiro
6-3 | G | Gr.
Houston, Texas




#3 Tyler Hind
5-11 | G | So.
Randolph, N.Y.



#4 Kyle Harris
6-3 | G | Gr.
Buffalo, N.Y.



#5 Ryan Salzberg
6-4 | G | Jr.
Manlius, N.Y.



#10 Trevor Book
6-4 | G | R-Jr.
N. Tonawanda, N.Y.



#11 Juston Johnson
6-0 | G | So.
Buffalo, N.Y.



#12 Patrick Higgins
5-10 | G | R-So.
Pennington, N.J.



#13 Nick MacDonald
6-5 | G | Jr.
Amherst, N.Y.



#15 Andrew Mason
6-3 | G | So.
Webster, N.Y.



#21 Sayeed Osorio
6-1 | G | Sr.
New York, N.Y.



#22 Andrew Sischo
6-9 | C | Gr.
Guilderland, N.Y.



#23 Justin Hemphill
6-6 | F | So.
Buffalo, N.Y.




#24 Ziv Basden
6-5 | F | Gr.
Nassau, Bahamas



#25 Ryan Bradley
6-7 | F | R-Jr.
Niagara Falls, N.Y.



#30 Zecaree Veiga
6-4 | F | Gr.
Riverside, R.I.



#33 Joey Atkins
6-5 | F | R-Jr.
Watervliet, N.Y.




#35 Tyler Putney
6-6 | G | Fr.
Fredonia, N.Y.




#45 Justin Pouppey
5-10 | G | R-So.
Buffalo, N.Y.



Mike MacDonald
Head Coach



Ryan Grandits
Assistant Coach



Matt Hart
Assistant Coach



Matt Hartman
Assistant Coach



David Johnson
Player Development

BY THE NUMBERS

1986-87

First Season of Modern Era

605

Modern Era Wins

.849

Home Winning Percentage
In NCAA Era

27

Most Wins In A Season
(2012-13)

27

1,000 Point Scorers

23

Winning Seasons

13

20-Win Seasons

10

National Tournament Berths
(NAIA, USCAA, NCAA)

2015-16

First Season Of NCAA Era

135

NCAA Era Wins

120

East Coast Conference Wins

24

Most Wins Of NCAA Era
(2018-19, 2019-20)

23

All-ECC Selections

2

East Coast Conference
Regular Season
Championships

3

NCAA Tournament Berths

2

Consensus All-American

JUMP BALL

Daemen's final home stand of the regular season concludes this weekend when St. Thomas Aquinas and Mercy come to Lumsden Gymnasium. The Wildcats are among the hottest teams in the country and will put several winning streaks on the line. Daemen has won: 12 straight games; 14 straight conference games; and 16 straight home regular season conference games. Daemen, which re-entered the NABC national poll at No. 24 this week, can clinch the top seed in next month's ECC tournament with two wins.

RELOADED

Daemen returns 11 players, including all five starters, from their regional championship team - players responsible for 98% of scoring, 99% of rebounding and assists from a season ago. None is bigger, both literally and figuratively, than center Andrew Sischo who returns for a fifth collegiate season after averaging 26.9 points and 13.0 rebounds per game last season. Fellow All-ECC picks Sean Fasoyiro (13.9 ppg, 7.1 rpg, 3.9 apg) and Kyle Harris (12.5 ppg, 39% 3PT) also return, along with Ryan Salzberg (8.6 ppg, 36% 3PT) and Andrew Mason (12.6 ppg, 6.1 rpg, 49% 3PT).

A MAGICAL RUN

The Wildcats earned their third consecutive NCAA tournament berth and captured their first regional title last March. After entering the tournament as the No. 2 seed in the East Regional, the Wildcats ran to an 81-69 win over third-seeded Bloomfield in the regional semifinals, marking the program's first-ever NCAA tournament victory. The Wildcats followed up with a 71-70 defeat of top-seeded St. Thomas Aquinas in the regional final, avenging a loss just nine days prior in the ECC Championship final. Andrew Sischo was named the Most Outstanding Player of the East Regional after netting 25 points and grabbing 13 rebounds in the final. The Wildcats' run came to an end just over a week later in Evansville, Indiana where they suffered a 97-83 loss in the Elite Eight to top-seeded and eventual national runner-up West Texas A&M. The Wildcats finished with a 10-6 overall record and were ranked ninth in the final D2SIDA national media poll.

BIG MAN ON CAMPUS

Graduate student Andrew Sischo is arguably the most decorated Daemen student-athlete of all-time. He is the active scoring (2,727) and rebounding (1,411) leader among all NCAA Division II players. A two-time consensus All-American, Sischo is coming off his finest season to date as he averaged career-highs in scoring (26.9 ppg - a Daemen single season record) and

rebounding (13.0 rpg). Sischo has scored 10+ points in 88 of his last 89 games, and has gone for 20+ points in 33 of his last 44 contests. He has 79 double-doubles in 127 career games and has led Division II in double-doubles in each of the last two seasons. Sischo was named the East Conference Preseason Player of the Year for an unprecedented fourth time.

MILESTONE MOMENTS

It's been another season filled with milestone moments for Daemen big man Andrew Sischo. In the course of the season, he has:

- vs. MSU Moorhead (10/29) - became Daemen's all-time leading rebounder
- vs. Colorado Mesa (10/30) - became the ECC's all-time leading scorer
- vs. Pace (1/5) - recorded 2,500th career point
- vs. D'Youville (1/8) - became the ECC's all-time leading rebounder; became the all-time leading scorer from a WNY collegiate institution

Sischo became Daemen's all-time scoring leader last season and is the first player in program history to reach 2,000 points. He is only the second player in ECC history with 2,000 points and 1,000 rebounds, and he already holds Daemen and ECC records for career field goals (1,084).

RETURN OF THE MAC

Mike MacDonald returns for his eighth season on Daemen's bench and his 25th overall as a collegiate head coach. The veteran mentor has led Daemen to a 156-63 record since taking the reins in 2014. The Wildcats rank second in victories among all East Coast Conference and New York State Division II teams in that span. He has won more games at Daemen than during previous stints as the head coach at Canisius and Medaille. MacDonald is among an elite fraternity of coaches to have achieved 100 victories across all three NCAA divisions. Daemen's 81-72 win over Roberts Wesleyan on Dec. 8 was the 400th of his career.

ALL IN THE FAMILY

Daemen's most high-profile roster addition came in the form of 6-foot-5 guard Nick MacDonald, the son of head coach Mike MacDonald, who elected to transfer after two seasons at Division I Niagara. The younger MacDonald provides another three-point shooting option to an already potent team. The Wildcats ranked second in the ECC and 32nd nationally last season by averaging 9.6 made three-pointers per game. MacDonald shot 35% from deep and connected on 50 three-pointers in his two seasons with the Purple Eagles. Daemen is 6-1 this season when MacDonald scores 10+ points.



ST. THOMAS AQUINAS SCOUTING REPORT

The St. Thomas Aquinas Spartans are longtime members of the East Coast Conference and are led by veteran head coach Tobin Anderson. Now in his ninth season at the helm, Anderson has led STAC to 201 wins, five ECC championships and six consecutive NCAA tournament berths.

The Spartans return three starters from their 2020-21 team that went 14-2 and advanced to the East Regional finals. Forward Osbel Caraballo (16.0 ppg, 6.0 rpg) and guard Demetre Roberts (15.5 ppg, 4.1 apg) are both 1,000-point scorers, while guard Grant Singleton (10.7 ppg) stands just 36 points shy of the milestone. All three have earned ECC Player of the Week honors this season, including Roberts' second selection this past Monday after averaging 23.3 points per game in four STAC victories. Caraballo has missed three of the last four games.

Additional production is coming from Jamal Barnes (11.9 ppg, team-high 67 three-pointers) and Elijah Bovell (6.5 ppg).

STAC is employing their signature pressure defense again this season, ranking in the top five nationally for steals (10.8) and turnovers forced (19.1) per game. They turn defense into offense, averaging 85.9 points per game on an ECC-best 48.8% field goal shooting. The Spartans, who feature eight players averaging at least 5.0 points per game, have scored 100+ points four times this season.

The Spartans were picked first in the ECC preseason coaches' poll and enter the weekend riding an eight-game winning streak. The Spartans are ranked 21st in the D2SIDA national media poll and 10th in the official East Region rankings released by the NCAA this week.

THE SERIES: DAEMEN VS. STAC

All-Time Series	9-18
At Daemen	4-6
At STAC	4-8
At Neutral Site	1-4
Current Streak	Won 2



LAST 10 MEETINGS

Date	Site	Result
01/21/22	Sparkill, N.Y.	W, 73-61
03/16/21	Albany, N.Y.	W, 71-70
03/07/21	Sparkill, N.Y.	L, 83-67
02/28/21	Sparkill, N.Y.	L, 71-68
02/27/21	Sparkill, N.Y.	W, 84-81 (OT)
03/07/20	Washington, D.C.	L, 91-78
02/14/20	Amherst, N.Y.	W, 81-77
12/15/19	Sparkill, N.Y.	L, 87-80
02/22/19	Sparkill, N.Y.	L, 75-60
01/25/19	Amherst, N.Y.	W, 82-79 (OT)

CURRENT ROSTER VS. STAC

Player	GP	PPG	RPG	Series High Pts
Fasoyiro	5	9.0	8.4	15, 01/21/22
Hind	4	0.0	0.3	-
Harris	8	10.4	3.8	21, 03/16/21
Salzberg	7	5.7	2.1	14, 02/28/21
Book	1	0.0	0.0	-
Johnson	5	2.2	0.6	5, 03/07/21
Higgins	0	-	-	-
MacDonald	1	5.0	1.0	5, 01/21/22
Mason	5	13.0	5.2	19, 03/07/21
Osorio	0	-	-	-
Sischo	13	19.8	11.7	30, 12/15/19
Hemphill	0	-	-	-
Basden	7	0.4	0.0	3, 02/22/19
Bradley	3	1.3	1.3	4, 03/07/20
Veiga	3	3.3	0.7	5, 02/14/21
Atkins	1	3.0	4.0	3, 01/21/22
Putney	0	-	-	-
Poumpey	0	-	-	-

INSIDE THE NUMBERS

	
20-4	Overall Record 17-6
13-1	Conference Record 14-0
10-1	Home Record 9-1
8-2	Away Record 7-4
2-1	Neutral Record 1-1
85.9	Points/Game 78.7
73.0	Opponents Points/Game 67.2
+12.9	Scoring Margin +11.5
.488	FG% .478
.445	Opponents FG% .402
.362	3-Point FG% .413
9.2	3-Point FG/Game 9.0
.347	Opponents 3-Pt FG% .282
.781	Free Throw % .740
9.2	Free Throws/Game 11.6
37.5	Rebounds Per Game 41.3
+3.2	Rebound Margin +8.7
17.4	Assists/Game 16.5
13.2	Turnovers/Game 14.7
1.3	Assist/Turnover Ratio 1.1
10.8	Steals/Game 5.5
2.3	Blocks/Game 3.0

Did you know that since the 2013-14 season, St. Thomas Aquinas (201) and Daemen (177) have the most victories among all Division II men's basketball teams in New York State?

BOX SCORES – LAST GAME VS. STAC

Daemen (11-6, 8-0 ECC) -vs- St. Thomas Aquinas (12-4, 5-1 ECC)
01/21/22 at Sparkill, N.Y. (Aquinas Hall)

Date: 01/21/22

Time: 7:30 PM

Site: Sparkill, N.Y. (Aquinas Hall)

Referees: Martin Herrick, Dennis Allocco, Bob Barker

Notes: Daemen receiving votes in NABC Top 25 Poll; STAC receiving votes in D2SIDA Top25 Poll

Score By Period	1	2	Total
Daemen	33	40	73
St. Thomas Aquinas	26	35	61

Daemen 73

#	Player	GS	MIN	FG	3PT	FT	ORB-DRB	REB	PF	A	TO	BLK	STL	PTS
04	Harris, Kyle	*	32	7-12	5-9	0-0	1-5	6	3	2	5	0	0	19
02	Fasoyiro, Sean	*	32	5-7	2-3	3-3	1-6	7	4	3	4	0	0	15
22	Sischo, Andrew	*	30	6-11	0-1	0-4	5-11	16	5	4	5	0	1	12
05	Salzberg, Ryan	*	34	3-7	3-6	0-0	0-3	3	0	3	4	0	2	9
15	Mason, Andrew	*	36	3-6	2-5	0-0	1-5	6	1	6	2	0	0	8
13	MacDonald, Nick		17	1-3	1-2	2-2	0-1	1	0	2	0	0	1	5
33	Atkins, Joey		9	1-3	0-0	1-1	0-4	4	1	1	1	1	0	3
30	Veiga, Zecaree		2	0-1	0-0	2-2	1-1	2	1	0	1	0	0	2
11	Johnson, Juston		6	0-0	0-0	0-0	0-0	0	1	0	2	0	0	0
10	Book, Trevor		2	0-0	0-0	0-0	0-0	0	0	0	0	0	0	0
TM	TEAM		0	0-0	0-0	0-0	1-2	3	0	0	3	0	0	0
Totals		-	200	26-50	13-26	8-12	10-38	48	16	21	27	1	4	73

Team Summary	FG	3PT	FT
First Half	13-25 52.00 %	6-12 50.00 %	1-3 33.33 %
Second Half	13-25 52.00 %	7-14 50.00 %	7-9 77.78 %
Total	26-50 52.0 %	13-26 50.0 %	8-12 66.7 %

Technical Fouls: (1)

Fasoyiro, Sean

Second Chance Points: 7

Scores Tied: 0 times(s)

Points in the Paint: 22

Fast Break Points: 0

Lead Changed: 0 times(s)

Points off Turnovers: 10

Bench Points: 10

Largest Lead: 21 2nd-08:48

St. Thomas Aquinas 61

#	Player	GS	MIN	FG	3PT	FT	ORB-DRB	REB	PF	A	TO	BLK	STL	PTS
02	Roberts, Demetre	*	30	6-12	1-5	5-5	0-2	2	3	2	3	0	0	18
15	Caraballo, Osbel	*	23	5-9	2-2	0-2	0-0	0	4	0	1	0	1	12
05	Singleton, Grant	*	28	3-11	0-7	0-0	2-2	4	1	6	1	0	3	6
13	Bovell, Elijah	*	18	2-6	1-1	0-0	1-1	2	1	2	1	0	2	5
12	Kelly, Jerrel	*	6	1-1	0-0	0-0	0-1	1	0	0	0	1	0	2
21	Barnes, Jamal		22	4-9	1-6	0-0	0-1	1	0	1	0	0	0	9
34	Risquez, Luis		16	2-3	0-0	1-2	1-2	3	2	0	1	0	1	5
03	Vendola, Antonio		27	0-4	0-3	2-2	0-4	4	2	0	0	0	4	2
01	Jamison, DeVante		22	0-6	0-0	2-2	0-1	1	2	0	1	0	2	2
30	Tolias, Vasilis		8	0-2	0-1	0-0	0-0	0	1	0	1	0	0	0
TM	TEAM		0	0-0	0-0	0-0	0-2	2	0	0	0	0	0	0
Totals		-	200	23-63	5-25	10-13	4-16	20	16	11	9	1	13	61

Team Summary	FG	3PT	FT
First Half	10-33 30.30 %	3-14 21.43 %	3-4 75.00 %
Second Half	13-30 43.33 %	2-11 18.18 %	7-9 77.78 %
Total	23-63 36.5 %	5-25 20.0 %	10-13 76.9 %

Technical Fouls: none

Second Chance Points: 6

Scores Tied: 0 times(s)

Points in the Paint: 26

Fast Break Points: 2

Lead Changed: 0 times(s)

Points off Turnovers: 26

Bench Points: 18

Largest Lead: 0 0

MERCY SCOUTING REPORT

The Mercy Mavericks are members of the East Coast Conference and are led by head coach Michael Maczko who is in his fifth season at the helm. Maczko has a veteran group with 10 players returning from Mercy's 2020-21 team that finished 2-5 in the pandemic-shortened season.

Mercy rides a two-game winning streak into this weekend's action which includes a road game Friday night at D'Youville before they head to Lumsden Gymnasium for Sunday's matinee with Daemen. After dropping their first 11 contests of the season, Mercy has won four of their last 10, including a 78-74 defeat of Molloy last weekend.

Junior guard James Taylor, Jr. (13.7 ppg) leads a quarter of double-figure scorers but has missed the last two games. Junior guard Brandon Wilson is contributing 11.2 points per game while sophomore forward/center Jayden DeWaal is nearly averaging a double-double (10.8 ppg, 9.9 rpg) and ranks second among the ECC's rebounding leaders. Additional production is coming from junior guards Elijah Mitchell (10.1 ppg) and Garrett Kirkland (8.9 ppg). Kirkland has a team-high 46 three-pointers and he netted a season-high 24 points in the recent win over Molloy.

Mercy is shooting just 38.5% from the field (ninth in ECC), but they rank second in the conference for offensive rebounds per game (12.1).

THE SERIES: DAEMEN VS. MERCY

All-Time Series	17-0
At Daemen	8-0
At Mercy	8-0
At Neutral Site	1-0
Current Streak	Won 17

LAST 10 MEETINGS

Date	Site	Result
01/23/22	Dobbs Ferry, N.Y.	W, 76-59
02/20/21	Amherst, N.Y.	W, 82-51
02/16/20	Amherst, N.Y.	W, 96-79
12/13/19	Dobbs Ferry, N.Y.	W, 103-59
03/01/19	Amherst, N.Y.	W, 89-69
01/18/19	Dobbs Ferry, N.Y.	W, 75-74
01/26/18	Amherst, N.Y.	W, 68-60
12/15/17	Nyack, N.Y.	W, 86-82
01/28/17	Valhalla, N.Y.	W, 82-72
01/02/17	Amherst, N.Y.	W, 76-64

CURRENT ROSTER VS. MERCY

Player	GP	PPG	RPG	Series High Pts
Fasoyiro	2	16.0	6.5	23, 02/16/21
Hind	1	3.0	4.0	3, 02/16/21
Harris	4	6.3	2.3	9, 01/23/22
Salzberg	4	10.0	3.0	14, 02/16/21
Book	1	0.0	1.0	-
Johnson	1	0.0	0.0	-
Higgins	0	-	-	-
MacDonald	1	0.0	0.0	-
Mason	2	12.5	6.5	14, 02/16/21
Osorio	1	0.0	0.0	-
Sischo	8	21.6	9.8	33, 01/23/22
Hemphill	0	-	-	-
Basden	4	2.5	1.8	6, 12/13/19
Bradley	1	3.0	2.0	3, 12/13/19
Veiga	1	0.0	0.0	-
Atkins	1	2.0	3.0	2, 01/23/22
Putney	0	-	-	-
Poumpey	0	-	-	-

INSIDE THE NUMBERS



4-17	Overall Record	17-6
4-10	Conference Record	14-0
2-8	Home Record	9-1
2-8	Away Record	7-4
0-1	Neutral Record	1-1
64.1	Points/Game	78.7
76.6	Opponents Points/Game	67.2
-12.5	Scoring Margin	+11.5
.385	FG%	.478
.471	Opponents FG%	.402
.317	3-Point FG%	.413
5.7	3-Point FG/Game	9.0
.302	Opponents 3-Pt FG%	.282
.657	Free Throw %	.740
11.2	Free Throws/Game	11.6
35.9	Rebounds Per Game	41.3
-4.0	Rebound Margin	+8.7
8.5	Assists/Game	16.5
15.6	Turnovers/Game	14.7
0.5	Assist/Turnover Ratio	1.1
5.7	Steals/Game	5.5
2.5	Blocks/Game	3.0

Did you know that during Daemen's 17-game winning streak against Mercy, the Wildcats own two wins by a single point? Daemen defeated Mercy 103-102 in overtime in the semifinal round of the 2016 ECC tournament. The Wildcats also rallied from a five-point deficit with under 30 seconds to play to win 75-74 at Mercy in 2019.

BOX SCORES – LAST GAME VS. MERCY

Daemen (12-6,9-0 ECC) -vs- Mercy (2-14,2-7 ECC)
01/23/22 at Dobbs Ferry, N.Y. (Victory Gymnasium)

Date: 01/23/22
Time: 2:00 PM
Site: Dobbs Ferry, N.Y. (Victory Gymnasium)
Referees: Brandon Kamil,Dave Masino,Ernest Hamilton III

Score By Period	1	2	Total
Daemen	36	40	76
Mercy	37	22	59

Daemen 76

#	Player	GS	MIN	FG	3PT	FT	ORB-DRB	REB	PF	A	TO	BLK	STL	PTS
22	Sischo, Andrew	*	34	13-16	0-0	7-10	3-10	13	3	0	3	1	0	33
05	Salzberg, Ryan	*	38	4-7	2-4	2-2	1-5	6	0	4	1	0	1	12
15	Mason, Andrew	*	33	4-7	3-6	0-0	0-5	5	0	2	2	1	1	11
02	Fasoyiro, Sean	*	32	4-8	1-2	0-0	2-5	7	2	6	5	0	0	9
04	Harris, Kyle	*	32	3-8	3-7	0-0	1-3	4	0	4	0	0	0	9
33	Atkins, Joey		15	1-2	0-0	0-0	1-2	3	0	1	3	1	1	2
13	MacDonald, Nick		13	0-2	0-2	0-0	0-0	0	1	0	2	0	0	0
11	Johnson, Juston		2	0-0	0-0	0-0	0-0	0	1	0	1	0	0	0
30	Veiga, Zecaree		1	0-0	0-0	0-0	0-0	0	0	0	0	0	0	0
TM	TEAM		0	0-0	0-0	0-0	1-1	2	0	0	1	0	0	0
Totals		-	200	29-50	9-21	9-12	9-31	40	7	17	18	3	3	76

Team Summary	FG	3PT	FT
First Half	13-26 50.00 %	7-14 50.00 %	3-4 75.00 %
Second Half	16-24 66.67 %	2-7 28.57 %	6-8 75.00 %
Total	29-50 58.0 %	9-21 42.9 %	9-12 75.0 %

Technical Fouls: none Second Chance Points: 8 Scores Tied: 1 times(s) Points in the Paint: 40 Fast Break Points: 4
Lead Changed: 3 times(s) Points off Turnovers: 7 Bench Points: 2 Largest Lead: 17 2nd-00:44

Mercy 59

#	Player	GS	MIN	FG	3PT	FT	ORB-DRB	REB	PF	A	TO	BLK	STL	PTS
04	Garrett Kirkland	*	40	6-11	6-8	0-0	1-1	2	0	2	0	0	0	18
02	James Taylor Jr.	*	39	6-13	4-6	1-2	0-3	3	0	4	0	0	1	17
21	Brandon Wilson	*	30	4-8	1-2	3-4	0-1	1	1	2	2	0	1	12
15	Jayden Dewaal	*	32	3-13	0-0	0-0	3-3	6	2	0	1	1	0	6
11	Jay Turner	*	18	0-7	0-2	0-0	0-2	2	2	0	1	0	1	0
05	Elijah Mitchell		23	2-6	0-1	0-0	2-0	2	2	1	2	0	3	4
00	Alex May		7	1-1	0-0	0-0	0-2	2	2	0	1	0	0	2
13	Jonathan Lapierre		8	0-1	0-0	0-0	1-1	2	3	0	0	0	0	0
24	Amadou Camara		3	0-0	0-0	0-0	0-0	0	2	0	1	0	1	0
TM	TEAM		0	0-0	0-0	0-0	1-0	1	0	0	0	0	0	0
Totals		-	200	22-60	11-19	4-6	8-13	21	14	9	8	1	7	59

Team Summary	FG	3PT	FT
First Half	14-32 43.75 %	7-12 58.33 %	2-2 100.00 %
Second Half	8-28 28.57 %	4-7 57.14 %	2-4 50.00 %
Total	22-60 36.7 %	11-19 57.9 %	4-6 66.7 %

Technical Fouls: none Second Chance Points: 5 Scores Tied: 1 times(s) Points in the Paint: 14 Fast Break Points: 10
Lead Changed: 3 times(s) Points off Turnovers: 24 Bench Points: 6 Largest Lead: 3 1st-00:55

DAEMEN HISTORY IN THE ECC

Season	Preseason Poll	ECC Record	ECC Finish	Postseason
2013-14	7th / 11	17-3	1st / 11	N/A
2014-15	3rd / 11	13-7	3rd / 11	N/A
2015-16	4th / 11	14-6	2nd / 11	Finals
2016-17	5th / 10	12-6	T-3rd / 10	Semifinals
2017-18	T-2nd / 10	15-3	T-2nd / 10	Semifinals
2018-19	2nd / 10	16-2	1st / 10	Semifinals
2019-20	1st / 9	12-4	3rd / 9	Semifinals
2020-21	2nd / 6	7-2	2nd / 5	Finals
2021-22	2nd / 10	14-0	-	-

Daemen All-Time ECC Record: 120-33 (.784)
[Home: 66-10 (.868) | Away: 54-23 (.701)]

CURRENT ECC TEAMS SINCE 2013-14 SEASON

Team	Overall Record	ECC Record
St. Thomas Aquinas	201-60	125-29
DAEMEN	177-69	120-33
Bridgeport	150-82	103-41
Staten Island	137-80	6-8
Molloy	113-127	81-72
Roberts Wes.	90-138	56-98
Dist. Columbia	76-141	55-92
Queens	71-132	60-84
Mercy	54-160	35-116
D'Youville	51-161	1-20

AWARDS & HONORS

2021-22 SEASON

Andrew Sischo	ECC Preseason Player of the Year D2CCA Tip-Off Classic All-Tournament Team ECC Player of the Week (11/29, 12/6, 12/13, 1/3, 1/10, 1/24, 1/31)
Sean Fasoyiro	D2CCA Tip-Off Classic All-Tournament Team ECC Defensive Player of the Week (12/13)
Joey Atkins	ECC Defensive Player of the Week (11/29)
Ryan Salzberg	ECC Defensive Player of the Week (1/3)

CAREER

Andrew Sischo	(4x) ECC Preseason Player of the Year (4x) All-ECC (3x) ECC Player of the Year ECC Rookie of the Year (2x) D2CCA All-East Region (2x) D2CCA East Region Player of the Year (3x) NABC All-District (3x) D2CCA All-American (2x) NABC All-American CoSIDA Academic All-District CoSIDA Academic All-American (3x) NABC Honors Court (14x) ECC Player of the Week (3x) ECC Defensive Player of the Week (8x) ECC Rookie of the Week (2x) USBWA Division II National Player of the Week Bevo Francis Award Finalist NCAA East Regional Most Outstanding Player
Sean Fasoyiro	(3x) NABC Honors Court ECC Defensive Player of the Week All-ECC NABC All-District
Ryan Bradley	ECC Rookie of the Week
Andrew Mason	(2x) ECC Rookie of the Week ECC Championship All-Tournament Team
Kyle Harris	All-ECC
Ziv Basden	NABC Honors Court
Sayed Osorio	NABC Honors Court

2021-22 ECC PRESEASON POLL

Rk.	Team	Pts.	2020-21 Record Overall, ECC
1.	St. Thomas Aquinas (6)	96	14-2, 9-1
2.	DAEMEN (4)	94	10-6, 7-2
3.	Bridgeport	69	-
4.	Molloy	65	3-8, 2-6
5.	Dist. Columbia	54	-
6.	Roberts Wesleyan	53	8-7, 6-4
7.	Mercy	44	2-5, 2-5
8.	Queens	34	-
9.	D'Youville	21	2-12, 0-8
10.	Staten Island	20	-

() denotes first place votes

2021-22 ECC STANDINGS (AS OF 2/7)

	CONFERENCE		OVERALL		
	W-L	PCT.	W-L	PCT.	STREAK
DAEMEN	14-0	1.000	17-6	.739	W-12
St. Thomas Aq.	13-1	.929	20-4	.833	W-8
Roberts Wesleyan	8-6	.571	10-9	.526	W-2
Molloy	7-8	.467	8-16	.333	W-1
Queens	6-8	.429	8-10	.444	L-4
Staten Island	6-8	.429	7-15	.318	L-2
Bridgeport	6-9	.400	9-15	.375	L-1
Dist. Columbia	6-9	.400	7-18	.280	L-1
Mercy	4-10	.286	4-17	.190	W-2
D'Youville	1-12	.077	2-21	.087	L-7

AROUND THE ECC

February 13

3 PM - St. Thomas Aquinas 75, Queens 68 *

February 15

6:30 PM - Bryant & Stratton Buffalo 104, D'Youville 89
8 PM - Nyack 76, Staten Island 75

February 16

7 PM - Molloy 76, Bridgeport 61 *
7 PM - Roberts Wesleyan 90, Queens 84 *

February 16

6 PM - Staten Island @ Roberts Wesleyan *

February 18

7:30 PM - ST. THOMAS AQUINAS @ DAEMEN *
8 PM - Mercy @ D'Youville *

February 19

3 PM - Staten Island @ Dist. Columbia *
4 PM - Molloy @ Roberts Wesleyan *

February 20

1:30 PM - Bridgeport @ Queens *
2 PM - MERCY @ DAEMEN *
3 PM - St. Thomas Aquinas @ D'Youville *

* Denotes East Coast Conference game



NCAA Statistics

Daemen - 2021-22 Men's Basketball Ranking Summary thru games 02/15/2022

Statistic	National Rank	Conference Rank	Value	National Leader	Value	Conference Leader	Value
3-pt Field Goal Attempts (296 ranked)	151	3	504	Northern St.	781	Bridgeport	628
Assist Turnover Ratio (296 ranked)	97	2	1.12	Southeastern Okla.	1.91	St. Thomas Aquinas	1.32
Assists Per Game (296 ranked)	26	2	16.5	Nova Southeastern	22.7	St. Thomas Aquinas	17.4
Blocked Shots Per Game (296 ranked)	121	2	3.0	AUM	6.4	Queens (NY)	4.5
Defensive Rebounds per Game (296 ranked)	6	1	30.09	Lincoln Memorial	32.46	Daemen	30.09
Fewest Fouls (296 ranked)	29	2	310	P.R.-Rio Piedras	49	Queens (NY)	296
Fewest Turnovers (296 ranked)	238	6	338	P.R.-Rio Piedras	34	Queens (NY)	259
Field-Goal Percentage (296 ranked)	48	2	47.8	Belmont Abbey	52.8	St. Thomas Aquinas	48.8
Field-Goal Percentage Defense (296 ranked)	16	1	40.2	Miles	36.8	Daemen	40.2
Free Throw Attempts (296 ranked)	210	5	361	Angelo St.	650	Bridgeport	436
Free Throws Made (296 ranked)	192	3	267	Angelo St.	466	Roberts Wesleyan	314
Free-Throw Percentage (296 ranked)	74	2	74.0	Seattle Pacific	80.4	St. Thomas Aquinas	78.1
Offensive Rebounds Per Game (296 ranked)	81	4	11.17	UNC Pembroke	16.35	Queens (NY)	14.41
Personal Fouls Per Game (296 ranked)	11	1	13.5	Southeastern Okla.	11.7	Daemen	13.5
Rebound Margin (296 ranked)	7	1	8.7	UNC Pembroke	13.1	Daemen	8.7
Scoring Defense (296 ranked)	43	1	67.2	Miles	55.6	Daemen	67.2
Scoring Margin (296 ranked)	27	2	11.6	West Liberty	21.1	St. Thomas Aquinas	12.8
Scoring Offense (296 ranked)	73	3	78.7	West Liberty	99.4	Roberts Wesleyan	86.8
Steals Per Game (296 ranked)	256	8	5.5	Nova Southeastern	15.2	St. Thomas Aquinas	10.8
Three Pt FG Defense (296 ranked)	2	1	28.2	Cal St. San Marcos	28.2	Daemen	28.2
Three-Point Field Goals Per Game (296 ranked)	52	2	9.0	Glennville St.	12.6	St. Thomas Aquinas	9.2
Three-Point Field-Goal Percentage (296 ranked)	5	1	41.3	Augusta	44.2	Daemen	41.3
Total 3-point FGM (296 ranked)	58	2	208	Salem (WV)	294	St. Thomas Aquinas	222
Total Assists (296 ranked)	32	3	380	Nova Southeastern	499	St. Thomas Aquinas	417
Total Blocks (296 ranked)	115	3	70	AUM	154	Dist. Columbia	76
					Queens (NY)	76	
Total Rebounds (296 ranked)	18	1	949	West Tex. A&M	1,053	Daemen	949
Total Rebounds Per Game (296 ranked)	11	2	41.26	UNC Pembroke	44.61	Queens (NY)	42.88
Total Steals (296 ranked)	236	6	127	Nova Southeastern	334	St. Thomas Aquinas	258
Turnover Margin (296 ranked)	271	8	-2.9	Nova Southeastern	10.5	St. Thomas Aquinas	5.9
Turnovers Forced (296 ranked)	237	8	11.83	Nova Southeastern	24.23	St. Thomas Aquinas	19.08
Turnovers Per Game (296 ranked)	233	3	14.7	Southeastern Okla.	8.9	St. Thomas Aquinas	13.2
Winning Streaks(DII&III) (0 ranked)							
Won-Lost Percentage (296 ranked)	49	2	73.9	Nova Southeastern	100.0	St. Thomas Aquinas	83.3

Statistic	Player	National Rank	Conference Rank	Value	National Leader	Value	Conference Leader	Value
3-pt Field Goal Attempts (244 ranked)	Kyle Harris	198	3	124	Trevor Hudgins, Northwest Mo. St.	286	Mason Williams, Bridgeport	172
Assist Turnover Ratio (250 ranked)	Ryan Salzberg	82	2	2.09	Nick Smith, Nova Southeastern	4.89	DeVante Jamison, St. Thomas Aquinas	2.20
Assists Per Game (250 ranked)	Ryan Salzberg	212	8	3.3	Nick Smith, Nova Southeastern	8.0	Jahmir Williams, Dist. Columbia	5.6
Blocked Shots Per Game (250 ranked)	Joey Atkins	189	6	0.90	Majur Majak, New Haven	2.95	Tyler Carey, Queens (NY)	2.19
					Trevon Spencer, Barton	2.95		
Defensive Rebounds per Game (250 ranked)	Andrew Sischo	2	1	8.96	Joel Scott, Black Hills St.	9.04	Andrew Sischo, Daemen	8.96
Double Doubles (30 ranked)	Andrew Sischo	1	1	19	Andrew Sischo, Daemen	19	Andrew Sischo, Daemen	19
Field-Goal Percentage (250 ranked)	Andrew Sischo	31	2	59.2	Mario Lacy, Jr., Belmont Abbey	77.8	Osbel Caraballo, St. Thomas Aquinas	59.4
Free Throw Attempts (248 ranked)	Andrew Sischo	13	1	146	Tray Buchanan, Emporia St.	234	Andrew Sischo, Daemen	146
Free Throws Made (243 ranked)	Andrew Sischo	49	1	96	Tray Buchanan, Emporia St.	197	Andrew Sischo, Daemen	96
Free-Throw Percentage (249 ranked)					Camron Dunfee, Minot St.	96.5	Ja'Kair Sanchez, Roberts Wesleyan	84.1
Minutes Per Game (150 ranked)					Isaiah Hart, AUM	39.24		
Offensive Rebounds Per Game (249 ranked)	Andrew Sischo	2	1	4.52	Adrian Scarborough, Glennville St.	4.76	Andrew Sischo, Daemen	4.52
	Sean Fasoyiro	190	8	2.09				
Points Per Game (250 ranked)	Andrew Sischo	14	1	21.9	Tray Buchanan, Emporia St.	27.2	Andrew Sischo, Daemen	21.9
Rebounds Per Game (250 ranked)	Andrew Sischo	1	1	13.5	Andrew Sischo, Daemen	13.5	Andrew Sischo, Daemen	13.5
Steals Per Game (248 ranked)					Nick Smith, Nova Southeastern	3.50	Grant Singleton, St. Thomas Aquinas	2.21
Three-Point Field Goals Per Game (250 ranked)	Andrew Mason	89	2	2.57	Trevor Hudgins, Northwest Mo. St.	4.73	Jamal Barnes, St. Thomas Aquinas	2.79
	Kyle Harris	159	5	2.22				
Three-Point Field-Goal Percentage (101 ranked)	Andrew Mason	2	1	49.5	Ethan Porterfield, Indiana (PA)	50.4	Andrew Mason, Daemen	49.5
Total 3-point FGM (238 ranked)	Andrew Mason	103	3	54	Trevor Hudgins, Northwest Mo. St.	123	Jamal Barnes, St. Thomas Aquinas	67
	Kyle Harris	142	4	51				
Total Assists (238 ranked)	Sean Fasoyiro	231	8	71	Fred Mulbah, Pitt.-Johnstown	187	Jahmir Williams, Dist. Columbia	139
Total Blocks (243 ranked)	Joey Atkins	194	7	19	John Paul Kromka, Pitt.-Johnstown	68	Tyler Carey, Queens (NY)	35
Total Field Goal Attempts (247 ranked)	Andrew Sischo	46	1	341	Malik Parker, Albany St. (GA)	430	Andrew Sischo, Daemen	341
Total Field Goals Made (246 ranked)	Andrew Sischo	3	1	202	Sekou Sylla, Nova Southeastern	212	Andrew Sischo, Daemen	202
Total Minutes (150 ranked)					Trevor Hudgins, Northwest Mo. St.	960.08	Jahmir Williams, Dist. Columbia	797.15
Total Points (246 ranked)	Andrew Sischo	9	1	504	Tray Buchanan, Emporia St.	652	Andrew Sischo, Daemen	504
Total Rebounds (249 ranked)	Andrew Sischo	1	1	310	Andrew Sischo, Daemen	310	Andrew Sischo, Daemen	310
	Sean Fasoyiro	238	6	141				
Total Steals (230 ranked)					Nick Smith, Nova Southeastern	77	Grant Singleton, St. Thomas Aquinas	53
Triple Doubles (4 ranked)					Armoni Foster, Indiana (PA)	2	Jahmir Williams, Dist. Columbia	1
					Chase Rankin, Lincoln Memorial	2		
					Alek West, Ohio Dominican	2		

WHAT'S TRENDING

Kyle Harris has scored in double figures in nine of the last 14 games, averaging 11.8 points in that span. Harris has connected on 32 of his last 61 three-point attempts (52.4%). He ranks fifth in the ECC with 51 three-point field goals.

Andrew Mason has made at least two three-pointers in 19 of his 21 games this season. Mason leads the ECC and ranks second nationally in three-point shooting percentage (49.5%). He also ranks fourth in the ECC with 54 three-point field goals.

Daemen is 12-2 this season when Sean Fasoyiro records at least three assists. He is one of only two players in the ECC to be averaging at least 6.0 rebounds and 3.0 assists per game.

Andrew Sischo continues to lead the ECC in both scoring (21.9 ppg) and rebounding (13.5 rpg). He is the only ECC player averaging a double-double.

Daemen has made 10 or more three-pointers in eight of the last 11 games. The Wildcats are shooting 46.3% from downtown (118-for-255) in that span.

Daemen is the only Division II team to presently rank in the top 10 for both three-point field goal percentage (41.3% - 5th) and three-point field goal percentage defense (28.2% - 2nd).

Daemen is averaging 84.8 points and has an average scoring margin of 21.5 points during their 12-game winning streak. The Wildcats, who scored more than 80 points just twice in the first 11 games of the season, have topped 90 points six times in the streak.

Daemen has shot better than 50% from the field in seven of the last nine games. In that span, they are 288-for-553 (52.1%). The Wildcats have shot 50% or better both overall and from three-point range five times in the last nine games.



MIKE MACDONALD

HEAD COACH • EIGHTH SEASON • ST. BONAVENTURE, '88

A fixture in the college basketball coaching fraternity, Mike MacDonald has been roaming sidelines, mentoring players and giving the occasional earful to referees for the last 33 years, all within Western New York. With previous stops at Canisius College and Medaille College, MacDonald has worked across all three NCAA divisions, racking up nearly 400 victories in 24 seasons as a head coach. His coaching success aside, MacDonald's personable nature and his willingness to give back to the local community have made him one of the most highly thought of people in the WNY sports community.

The 2021-22 season marks MacDonald's eighth at Daemen. Since being introduced as the sixth head coach in the modern history of the program, MacDonald has guided the Wildcats to a 139-57 overall record, an East Coast Conference (ECC) regular season championship, three NCAA tournament berths and the 2021 NCAA Division II East Region championship. Daemen ranks second for total wins among New York State's Division II programs since MacDonald came to Main Street.

The veteran bench boss has presided over Daemen's emergence as a power within the NCAA Division II East Region, a period that's been one of the most successful in program history. The team's 89 wins from the start of the 2016-17 season through the 2019-20 campaign is tied for the most in any four-year stretch dating back to the 1986-87 season. More than half of those wins came during the 2018-19 and 2019-20 seasons as MacDonald led Daemen to back-to-back 24-win campaigns, setting the benchmark for victories during the program's NCAA Division II era. Since the start of the 2018-19 season, the Wildcats have spent a combined 33 weeks ranked in top-25 national polls conducted by the National Association of Basketball Coaches (NABC) and Division II Sports Information Directors of America (D2SIDA), rising as high as No. 8 in both.

The positive momentum has led to numerous opportunities not otherwise afforded to teams from similar institutions, with MacDonald playing a central role. In recent years, MacDonald has taken teams to play exhibition contests against Division I opponents such as Buffalo, Siena and Syracuse. The Wildcats were invited participants at the prestigious Small College Basketball National Hall of Fame Classic to start the 2019-20 season. Daemen also played their first-ever game at Downtown Buffalo's KeyBank Center on November 23, 2019, defeating Wilmington (Del.) in a thriller, 83-81. It was MacDonald's 18th win in the building - the most of any basketball coach in the venue's history.

After leading Daemen to the ECC regular season title with a 16-2 mark in conference play in 2018-19, MacDonald steered the team into the NCAA tournament for the first time as the Wildcats were awarded an at-large bid as the No. 5 seed in the East Region. Daemen made their NCAA tournament debut on March 16, 2019, falling to fourth-seeded New Haven in an opening round contest played in Manchester, N.H.

Buoyed by All-American Andrew Sischo, the Wildcats were set to return to the NCAA tournament in 2020, again garnering at-large consideration, this time as the No. 8 seed in the East Region. However, the COVID-19 pandemic caused the unprecedented cancellation of NCAA championships before the tournament got underway.

As the pandemic continued to wreak havoc on the world of intercollegiate athletics in 2020-21, MacDonald prepped his team for a return to competition. It ended up being a historic season for the Wildcats who finished 10-6 overall and ranked No. 9 in the final D2SIDA national poll. It marked the first time in Daemen's NCAA era that the program had finished a season ranked among the top 25 teams in the country. After opening the season with back-to-back losses, MacDonald guided the group to wins in seven of their final nine regular season contests, and ultimately advanced to the final round of the ECC Championship for the first time since 2016. After falling to rival St. Thomas Aquinas in the conference tournament final, the Wildcats were awarded a third consecutive at-large bid to the NCAA tournament, entering as the No. 2 seed in the East Regional. MacDonald led the Wildcats to their first-ever NCAA tournament win, an 81-69 dispatching of third-seeded Bloomfield on March 14. Two nights later they avenged their earlier loss to St. Thomas Aquinas, winning 71-70 against the region's No. 1 seed to claim the East Region title. Daemen advanced to the Elite Eight where they fell against top-seeded West Texas A&M at the Ford Center in Evansville, Ind.

Milestones and accolades have poured in throughout MacDonald's tenure with the Wildcats. His 350th career win came in dramatic fashion on January 18, 2019 as junior guard Breon Harris scored five points in the final 21 seconds to lift the Wildcats past Mercy, 75-74. His 100th win at Daemen came just three weeks later, placing MacDonald among an elite fraternity of coaches who have achieved at least 100 wins while coaching in each of the NCAA's three divisions. That achievement propelled him to HoopDirt.com Division II Coach of the Week honors. MacDonald has also been recognized as a two-time Division II Coach of the Year from the Basketball Coaches Association of New York (BCANY), as well as receiving ECC and NABC District Coach of the Year (both for the 2018-19 season). He enters the 2021-22 season ranked 37th among active Division II head coaches for career victories.

MacDonald's tenure got started with a bang. In his return to Canisius' Koessler Athletic Center on November 11, 2014, he led the Wildcats to an 83-81 overtime win against the Division I Golden Griffins, a program he led for nine seasons.

THE MACDONALD FILE

CAREER TIMELINE

Canisius College, Assistant Coach (1988-97)
Canisius College, Head Coach (1997-06)
Medaille College, Head Coach (2006-14)
Daemen College, Head Coach (2014-Present)

COACHING ACCOLADES

2-Time BCANY Division II Coach of the Year
ECC Coach of the Year (2017-18)
NABC District Coach of the Year (2017-18)
4-Time AMCC Coach of the Year
BCANY Division I Co-Coach of the Year (2000-01)

MACDONALD YEAR-BY-YEAR

1997-98	13-14, 9-9 MAAC
1998-99	15-12, 11-7 MAAC
1999-00	10-20, 8-10 MAAC
2000-01	20-11, 9-9 MAAC
2001-02	10-20, 5-13 MAAC
2002-03	10-18, 6-12 MAAC
2003-04	10-20, 5-13 MAAC
2004-05	11-18, 8-10 MAAC
2005-06	9-20, 6-12 MAAC
2006-07	11-14, 7-11 AMCC
2007-08	15-13, 9-9 AMCC
2008-09	21-7, 14-4 AMCC
2009-10	24-5, 16-4 AMCC
2010-11	21-8, 15-3 AMCC
2011-12	25-3, 17-1 AMCC
2012-13	18-11, 13-5 AMCC
2013-14	14-12, 13-5 AMCC
2014-15	21-10, 13-7 ECC
2015-16	19-10, 14-6 ECC
2016-17	19-9, 12-6 ECC
2017-18	22-8, 15-3 ECC
2018-19	24-6, 16-2 ECC
2019-20	24-8, 12-4 ECC
2020-21	10-6, 7-2 ECC
2021-22	17-6, 14-0 ECC

**OVERALL RECORD
(25 SEASONS) 413-289 (.588)**

**CANISIUS RECORD
(9 SEASONS) 108-153 (.414)**

**MEDAILLE RECORD
(8 SEASONS) 149-73 (.671)**

**DAEMEN RECORD
(8 SEASONS) 156-63 (.712)**

His official Daemen debut came just days later as his Wildcats walloped Concordia (N.Y.), 88-50, in the opening round of the ECC-CACC Challenge. It served as a precursor to future success as the Wildcats have posted an 11-1 mark in the ECC-CACC Challenge with MacDonald at the helm.

Later that season, MacDonald helped the Wildcats achieve postseason success despite the loss of two starters to season-ending injuries. With Daemen still ineligible for ECC and NCAA Division II postseason, Daemen elected to partake in the United States Collegiate Athletic Association (USCAA) Division I National Championships in Uniontown, Pa., entering the tournament as the No. 1 overall seed. While there, MacDonald guided Daemen to wins over No. 8 Indiana-South Bend (69-63), No. 4 Concordia (Ala.) (68-63) and No. 3 Rochester (Mich.) (77-53) to capture the program's first USCAA national title, riding USCAA Division I Player of the Year and National Championships MVP Gerald Beverly to the tourney crown.

In the 2015-16 season - Daemen's first as a full-fledged NCAA Division II member - MacDonald's squad hit their stride after the calendar turned to January, scoring 15 wins in the final 19 games of the regular season. Included in the string was a miraculous 98-96 win over rival Roberts Wesleyan as the Wildcats erased a 22-point deficit over the final six minutes of the contest. After finishing with a 14-6 record in conference play, the Wildcats made their ECC tournament debut with a 103-102 overtime win over Mercy in the semifinals.

Daemen has finished third or better in the ECC standings in each of MacDonald's first six seasons. They've qualified for the conference tournament in each of the five years they've been eligible, advancing to at least the semifinals every season and to the finals in 2016. MacDonald has also played a direct role in mentoring 10 players who account for 18 all-conference selections.

Home court success has been a large part of the program's success through the years, including the MacDonald Era. The Wildcats won their first nine home games under MacDonald, extending the

program's Lumsden Gymnasium winning streak to 44 straight games before it was snapped. The Wildcats have posted a 76-14 record in home games under MacDonald's guidance. They've set a new program benchmark for home wins in a season, posting identical 15-1 home records during the 2018-19 and 2019-20 seasons.

Before arriving at Daemen, MacDonald spent eight years (2006-14) leading the NCAA Division III program at Medaille where he transformed the Mavericks into a regional contender. Inheriting a program that went 4-46 in the two years prior to his arrival, MacDonald's version of the Mavericks averaged 18 wins per season, while advancing to the postseason six times.

Medaille's emergence as a Division III power in the Northeast was cemented in MacDonald's final five seasons there, as he led the Mavericks to more wins (101) than any other Division III team in New York State, while ranking 17th nationally in wins during the same time frame. MacDonald was named the Allegheny Mountain Collegiate Conference Coach of the Year on four occasions (2006-07, 2008-09, 2009-10, 2011-12). He left as the school's all-time leader in wins (149) and winning percentage (.671).

Prior to his time at Medaille, MacDonald spent 18 years at Canisius, including a nine-year stint (1997-2006) as head coach. In that time, MacDonald guided the Golden Griffins to 108 wins which ranks him third in program history for coaching victories. While there, he was one of only five coaches in that program's storied history to orchestrate a 20-win season, and was named the 2000-01 BCANY Division I Co-Coach of the Year.

Before being elevated to the head coaching post at Canisius, MacDonald worked as an assistant on the Griffins' coaching staff, first under Marty Marbach and later under John Beilein. As Beilein's top assistant, MacDonald helped Canisius reach the 1996 NCAA tournament in addition to two National Invitational Tournament appearances.

In addition to his coaching accomplishments, MacDonald brings a strong connection to the local community. His teams have been active with a number of community organizations in the greater Buffalo community and beyond, including the Boys and Girls Clubs of Buffalo, Blessed Sacrament Athletic Club and Coaches vs. Cancer. In August of 2020, MacDonald received the Jim Satalin Inspiration Award from the American Cancer Society of Western New York in recognition of his dedication and work on behalf of the Coaches vs. Cancer program.

MacDonald and several of his players have also worked with the Drug Enforcement Administration and Mayor Byron Brown's office on Game Changers, a nationally awarded program that provides academic and athletic opportunities for inner-city youths during the summer months.

A 1988 graduate of Saint Bonaventure University, MacDonald additionally serves Daemen as the Senior Associate Athletics Director for External Relations. In that role, MacDonald has raised more than \$500,000 for the College. He resides in Amherst with his wife, Maura (nee Heary). The couple has raised four children - Matthew, Patrick, Nicholas and Mark. Matthew served as team captain during his collegiate career at the University of Pennsylvania and is now a player development assistant with the Brooklyn Nets. Patrick was a Division III All-American while playing at the State University of New York Maritime College, and is now enlisted in the United States Navy. Nicholas is a junior on the basketball team at Daemen, and Mark is a sophomore attending Canisius High School.

DAEMEN COACHING HISTORY AT A GLANCE (Modern Era, 1986-Present)

CHRONOLOGICALLY

COACH	SEASONS	YRS	W-L	PCT
KEN POPE	1986-87	1	13-13	.500
NATE BLISS	1987-88	1	3-11	.214
LARRY MARCINIAK	1987-88	-	0-1	.000
RICH JACOB	1988-89	2	19-23	.452
DON SILVERI	1989-14	25	414-344	.546
MIKE MACDONALD	2014-PR.	8	156-63	.712

BY WINS

COACH	SEASONS	YRS	W-L	PCT
DON SILVERI	1989-14	25	414-344	.546
MIKE MACDONALD	2014-PR.	8	156-63	.712
RICH JACOB	1988-89	2	19-23	.452
KEN POPE	1986-87	1	13-13	.500
NATE BLISS	1987-88	1	3-11	.214
LARRY MARCINIAK	1987-88	-	0-1	.000



MACDONALD RECORD BY OPPONENT (Daemen Tenure)

Bloomfield	1-0 (.1000)
Bridgeport	7-8 (.467)
Caldwell	2-0 (1.000)
Colorado Mesa	0-1 (.000)
Concordia (Ala.)	1-0 (1.000)
Concordia (N.Y.)	1-0 (1.000)
Dallas Baptist	1-0 (1.000)
District of Columbia	13-2 (.867)
Dominican (N.Y.)	3-0 (1.000)
Dowling	4-0 (1.000)
D'Youville	5-0 (1.000)
Edinboro	3-0 (1.000)
Felician	3-0 (1.000)
Franklin Pierce	0-1 (.000)
Gannon	0-2 (.000)
Holy Family	0-2 (.000)
Indianapolis	0-1 (.000)
Indiana-South Bend	1-0 (.000)
Lake Erie	1-1 (.500)
Le Moyne	1-1 (.500)
LIU Post	7-3 (.700)
Mercy	15-0 (1.000)
Mercyhurst	1-5 (.167)
Minnesota St. Moorhead	1-0 (1.000)
Missouri Western St.	1-0 (1.000)
Molloy	9-4 (.692)
Nyack	3-0 (1.000)
New Haven	0-1 (.000)
New York Tech	9-3 (.750)
Northwest Missouri St.	0-1 (.000)
Pace	1-0 (1.000)
Post	1-0 (1.000)
Queens (N.Y.)	11-2 (.846)
Roberts Wesleyan	18-1 (.947)
Rochester (Mich.)	1-0 (1.000)
Saint Anselm	1-1 (.500)
Saint Edward's	1-1 (.500)
Saint Michael's	3-1 (.750)
Saint Rose	4-1 (.800)
Saint Thomas (Fla.)	1-0 (1.000)
Saint Thomas Aquinas	7-14 (.333)
Salem (W.Va.)	2-0 (1.000)
Slippery Rock	2-2 (.500)
Staten Island	2-0 (1.000)
Stonehill	0-1 (.000)
U. Sciences	1-0 (1.000)
Washington Adventist	1-0 (1.000)
West Liberty	1-1 (.500)
West Texas A&M	0-2 (.000)
Wilmington (Del.)	3-0 (1.000)

MACDONALD RECORD BY CONFERENCE

Central Atlantic	17-2 (.895)
Chicagoland	1-0 (1.000)
East Coast	106-32 (.768)
Great Lakes Valley	0-1 (.000)
Great Midwest	1-1 (.500)
Lone Star	2-2 (.500)
Mid-America	1-1 (.500)
Mountain East	1-1 (.500)
Northeast-10	10-7 (.588)
Northern Sun	1-0 (1.000)
Pennsylvania State	6-9 (.400)
The Sun	1-0 (1.000)

MACDONALD RECORD BY REGION

Atlantic	9-10 (.474)
Central	2-1 (.667)
East	130-40 (.765)
Midwest	1-2 (.333)
South Central	2-3 (.400)
West	0-1 (.000)

MACDONALD RECORD BY NON-NCAA OPPONENT

NAIA	4-0 (1.000)
USCAA	4-0 (1.000)

MACDONALD RECORD IN POSTSEASON

Overall	10-7 (.588)
USCAA Tournament	3-0 (1.000)
NCAA Tournament	2-2 (.500)
ECC Tournament	5-6 (.556)

MACDONALD RECORD BY GAME SPLITS

Home	90-16 (.849)
Away	55-38 (.591)
Neutral	11-9 (.550)

MACDONALD'S MILESTONE VICTORIES
OVERALL

1	vs. Texas Southern, 11/22/97 (80-69)
100	vs. Siena, 12/11/05 (67-50)
200	vs. Pitt-Bradford, 2/22/11 (97-85)
300	vs. St. Edward's, 11/19/16 (74-64)
400	vs. Rob. Wesleyan 12/08/21 (81-72)

AT DAEMEN

1	vs. Concordia (NY), 11/14/14 (85-50)
100	vs. Queens (NY), 2/10/19 (89-63)
150	vs. St. Thomas Aquinas 1/21/21 (73-61)

DID YOU KNOW?

Did you know that Mike MacDonald is among an elite fraternity of coaches to have amassed at least 100 coaching victories in all three NCAA Divisions?

Did you know that Mike MacDonald is the all-time leader in coaching victories at KeyBank Center in Downtown Buffalo? He is 18-12 all-time in the venue, including a 1-1 mark as Daemen's head coach. He previously recorded 17 wins in the building as the head coach at Canisius from 1997-2006.



TOP-25 POLLS

NABC DIVISION II TOP-25 (FEB. 15, 2022)

#	Team	Ovr.	Pts.	Prev.
1.	Nova Southeastern (16)	22-0	400	1
2.	West Liberty	22-2	382	4
3.	Indiana (Pa.)	22-2	359	7
4.	Lubbock Christian	22-2	335	3
5.	Augustana	21-2	329	9
6.	Cal St. San Bernardino	18-2	313	8
7.	Northwest Mo. St.	23-3	311	2
8.	Lincoln Memorial	21-3	290	11
9.	UNC Pembroke	21-2	257	5
10.	Queens (N.C.)	22-3	248	15
11.	Chico St.	15-3	244	14
12.	Augusta	21-3	206	18
13.	Minnesota Duluth	21-4	187	6
14.	Cal St. San Marcos	14-3	178	16
15.	Upper Iowa	22-4	169	19
16.	Fairmont St.	19-4	156	10
17.	Bentley	17-3	148	21
18.	Central Oklahoma	20-4	126	20
19.	Mercyhurst	20-4	126	20
20.	Ferris St.	18-4	92	12
21.	Flagler	19-4	85	17
22.	Fort Hays St.	18-4	54	NR
23.	West Alabama	20-4	40	NR
24.	DAEMEN	17-6	30	NR
25.	Barry	16-5	26	NR

D2SIDA NAT'L MEDIA POLL (FEB. 15, 2022)

#	Team	Ovr.	Pts.	Prev.
1.	Nova Southeastern (15)	22-0	398	1
2.	Indiana (Pa.)	22-2	366	4
3.	West Liberty	22-2	351	5
4.	Northwest Mo. St. (1)	23-3	340	2
5.	Lubbock Christian	22-2	338	3
6.	Cal St. San Bernardino	18-2	334	7
7.	Queens (N.C.)	22-3	307	10
8.	Augustana	21-2	294	11
9.	UNC Pmbroke	21-2	258	6
10.	Chico St.	15-3	233	12
11.	Lincoln Memorial	21-3	224	17
12.	Bentley	17-3	219	14
13.	Upper Iowa	22-4	148	21
14.	Cal St. San Marcos	14-3	143	18
15.	Augusta	21-3	140	20
16.	Fairmont St.	19-4	138	15
T17.	West Texas A&M	21-6	111	19
T17.	Minnesota Duluth	21-4	111	8
19.	Ferris St.	18-5	108	9
20.	Truman St.	17-6	107	T23
21.	St. Thomas Aquinas	20-4	99	22
22.	Flagler	19-4	87	13
23.	Mercyhurst	20-4	86	T23
24.	Central Oklahoma	20-4	74	16
25.	West Alabama	20-4	63	NR

DAEMEN IN THE POLLS

Date	NABC	D2SIDA	REGION
Preseason	RV	24	3
Nov. 15/16	-	RV	6
Nov. 22/23	-	-	RV
Nov. 29/30	-	-	10
Dec. 6/7	-	-	-
Dec. 13/14	-	-	-
Dec. 20-21	-	-	-
Jan. 3-4	-	-	RV
Jan. 10-11	-	-	RV
Jan. 17-18	RV	-	T9
Jan. 24-25	RV	-	6
Jan. 31-2/1	RV	-	5
Feb. 7-8	RV	-	5
Feb. 14/15	24	RV	3 / 5

DEFENDING THE DEN

Success on their home floor has been a staple of Daemen's rise within the NCAA Division II ranks. The Wildcats have won 10+ home games in eight of the last 10 seasons, including identical 15-1 records during the 2018-19 and 2019-20 campaigns which established a new program benchmark for homecourt victories. Dating back to the 2017-18 season, Daemen has won 51 of their last 56 home games. Since joining the ECC (2013-14 season), Daemen is 66-10 in home conference games (.868 win %). The Wildcats are also 79-14 at home during the program's NCAA era (.849 win %). In the past 21 seasons, the Wildcats have won 83% of all home games, going 234-47.



HOME RECORDS SINCE 2000-01

Season	W-L	Pct.
2000-01	11-3	.786
2001-02	8-4	.667
2002-03	10-2	.833
2003-04	11-0	1.000
2004-05	12-2	.857
2005-06	10-2	.833
2006-07	9-3	.750
2007-08	9-3	.750
2008-09	10-2	.833
2009-10	9-3	.750
2010-11	9-7	.563
2011-12	11-1	.917
2012-13	12-0	1.000
2013-14	13-0	1.000
2014-15	11-2	.846
2015-16	9-5	.643
2016-17	14-2	.875
2017-18	12-3	.800
2018-19	15-1	.938
2019-20	15-1	.938
2020-21	5-1	.833
2021-22	9-1	.900
Totals	234-47	.832

IMMEDIATE IMPACT

Guards Sean Fasoyiro and Andrew Mason each made immediate contributions during their first season with the program in 2020-21. Fasoyiro was a first-team All-ECC and NABC All-District selection after finishing second on the team in scoring (13.9) and rebounding (7.1) while leading the squad in assists (3.9). Fasoyiro, a graduate transfer from Franklin Pierce, is competing in a fifth collegiate season with 97 games of playing experience under his belt to start the year. Mason burst on the scene as a freshman and started all 16 contests. He averaged 12.6 points and 6.1 rebounds per game while leading the ECC in three-point field goal accuracy (.487).

TEXAS-SIZED CHALLENGES

Daemen opened the season with three high-profile contests in Canyon, Texas as part of the D2CCA Tip-Off Classic held over Halloween weekend. The Wildcats knocked off Minnesota State Moorhead, 67-63, in the opener, thanks to the play of Nick MacDonald (17 points) and Andrew Sischo (16 points, 15 rebounds). The Dragons were ranked No. 25 in the D2SIDA preseason poll and picked to finish first in the Northern Sun Intercollegiate Conference. It marked the 18th time in the last 20 seasons that Daemen has started 1-0. A pair of losses to nationally ranked team followed. No. 4 Colorado Mesa got the best of the Wildcats, 76-65, using a 27-6 second-half spurt to erase a nine-point halftime deficit. Sischo was held to nine points, snapping a string of 67 consecutive double-figure games. The All-American big man was hampered by foul trouble and limited to 19 minutes - his lowest minute total since playing 10 against New York Tech on Dec. 16, 2018, a game he left due to an injury. Sischo returned to form in the tournament finale, finishing with 18 points and 15 boards, but it wasn't enough to lead Daemen past No. 3 West Texas A&M. In a rematch of last season's Elite Eight meeting. The Buffs came out on top again, this time by just three points (69-66). Sean Fasoyiro's tying three-point attempt fell short as the buzzer sounded. Both Sischo and Fasoyiro were named to the All-Tournament Team.

GAME BY GAME STARTING LINEUPS

GAME	RESULT	G	G	G/F	G/F	C
vs. Minnesota St. Moorhead	W, 67-63	Salzberg	Harris	Fasoyiro	Mason	Sischo
vs. #4 Colorado Mesa	L, 76-65	Salzberg	Harris	Fasoyiro	Mason	Sischo
at #3 West Texas A&M	L, 69-66	Salzberg	Harris	Fasoyiro	Mason	Sischo
at Mercyhurst	L, 85-63	Harris	MacDonald	Fasoyiro	Bradley	Sischo
at Staten Island *	W, 81-60	Salzberg	Harris	Fasoyiro	Bradley	Sischo
ST. ROSE	W, 83-71	Salzberg	Harris	Fasoyiro	Bradley	Sischo
at West Liberty	L, 63-61	Salzberg	Harris	Fasoyiro	Mason	Sischo
at Le Moyne	L, 84-77	Salzberg	Harris	Fasoyiro	Mason	Sischo
ROBERTS WESLEYAN *	W, 81-72	Johnson	Harris	Fasoyiro	Mason	Sischo
BRIDGEPORT *	W, 71-59	Salzberg	Harris	Fasoyiro	Mason	Sischo
FRANKLIN PIERCE	L, 83-80	Salzberg	Harris	Fasoyiro	Mason	Sischo
at Dist. Columbia *	W, 74-64	Salzberg	Harris	Fasoyiro	Mason	Sischo
PACE	W, 83-72	Salzberg	Harris	Fasoyiro	Mason	Sischo
at D'Youville *	W, 92-76	Salzberg	Harris	Fasoyiro	Mason	Sischo
MOLLOY *	W, 93-59	Salzberg	Harris	Fasoyiro	Mason	Sischo
QUEENS (NY) *	W, 76-61	Salzberg	Harris	Fasoyiro	Mason	Sischo
at St. Thomas Aquinas *	W, 73-61	Salzberg	Harris	Fasoyiro	Mason	Sischo
at Mercy *	W, 76-59	Salzberg	Harris	Fasoyiro	Mason	Sischo
STATEN ISLAND *	W, 91-52	Salzberg	Harris	Fasoyiro	Mason	Sischo
DIST. COLUMBIA *	W, 66-58	Salzberg	Harris	Fasoyiro	Mason	Sischo
at Roberts Wesleyan *	W, 101-71	Salzberg	Harris	Fasoyiro	Mason	Sischo
at Bridgeport *	W, 95-74	Salzberg	Harris	Fasoyiro	Mason	Sischo
D'YOUVILLE *	W, 97-52	Salzberg	Harris	Fasoyiro	Mason	Sischo
ST. THOMAS AQUINAS *						
MERCY *						
at Molloy *						
at Queens (NY) *						

SCORING BREAKDOWN (DAEMEN/OPPONENT)

GAME	PTS IN PAINT	PTS OFF TOs	2ND CH. PTS	1ST HALF	2ND HALF	OT	FT	FB	START 5	BENCH
vs. Minnesota St. Moorhead	20/28	16/17	5/18	32/30	35/33	-	16/10	20/6	43/41	24/22
vs. #4 Colorado Mesa	26/48	20/21	9/8	39/35	26/41	-	17/15	10/18	43/41	22/35
at #3 West Texas A&M	24/22	9/16	8/17	29/38	37/31	-	10/9	16/6	55/49	11/20
at #12 Mercyhurst	44/44	4/41	13/4	33/38	30/47	-	13/13	0/13	55/62	8/23
at Staten Island *	40/18	14/7	21/5	47/32	33/29	-	11/7	10/0	60/31	20/30
ST. ROSE	42/28	13/3	8/8	39/35	44/36	-	11/10	19/6	68/62	15/9
at #7 West Liberty	28/26	6/26	7/14	36/29	25/34	-	4/9	0/0	58/56	3/7
at Le Moyne	36/40	21/20	16/9	46/44	31/40	-	11/10	14/33	65/60	12/24
ROBERTS WESLEYAN *	32/34	18/19	14/16	39/29	42/43	-	13/12	12/10	73/48	8/24
BRIDGEPORT *	30/22	12/15	6/16	37/33	34/26	-	5/8	20/16	55/42	16/17
FRANKLIN PIERCE	38/28	12/13	12/8	35/38	45/45	-	11/14	10/11	53/67	27/16
at Dist. Columbia *	40/24	12/13	5/9	36/29	38/35	-	5/13	10/16	60/51	14/13
PACE	24/32	20/17	8/5	42/37	41/35	-	22/3	0/4	60/64	23/8
at D'Youville *	38/40	15/6	20/13	46/34	46/42	-	20/13	2/6	79/65	13/11
MOLLOY *	44/20	24/10	11/4	48/27	45/32	-	9/4	18/6	58/39	35/20
QUEENS (NY) *	40/40	8/15	6/6	34/27	42/34	-	11/5	12/9	57/49	19/12
at St. Thomas Aquinas *	22/26	10/26	7/6	33/26	40/35	-	8/10	0/2	63/43	10/18
at Mercy *	40/14	7/24	8/5	36/37	40/22	-	9/4	4/10	74/53	2/6
STATEN ISLAND *	44/18	19/9	13/7	49/20	42/32	-	6/4	16/6	51/44	40/8
DIST. COLUMBIA *	36/30	13/12	8/4	35/27	31/31	-	15/13	6/4	64/38	2/20
at Roberts Wesleyan *	44/46	15/20	25/7	48/20	53/51	-	7/7	6/18	73/53	28/18
at Bridgeport *	38/32	20/19	10/9	50/31	45/43	-	11/7	12/10	60/51	35/23
D'YOUVILLE *	30/26	26/2	19/20	47/28	50/24	-	19/14	30/4	62/27	35/25
ST. THOMAS AQUINAS *										
MERCY *										
at Molloy *										
at Queens (NY) *										

DAEMEN'S RECORD WHEN...

AT HOME	9-1
TRUE ROAD GAME	7-4
NEUTRAL SITE GAME	1-1
IN OCTOBER	1-2
IN NOVEMBER	2-2
IN DECEMBER	3-2
IN JANUARY	8-0
IN FEBRUARY	3-0
IN MARCH	0-0
LEAD AT HALFTIME	16-3
TIED AT HALFTIME	0-0
TRAIL AT HALFTIME	1-3
SCORE LESS THAN 60 PTS	0-0
SCORE 60-69 PTS	2-4
SCORE 70-79 PTS	5-1
SCORE 80-89 PTS	4-1
SCORE 90-99 PTS	5-0
SCORE 100+ PTS	1-0
ALLOW LESS THAN 60 PTS	6-0
ALLOW 60-69 PTS	5-2
ALLOW 70-79 PTS	6-1
ALLOW 80-89 PTS	0-3
ALLOW 90-99 PTS	0-0
ALLOW 100+ PTS	0-0
+ REBOUND MARGIN	14-3
- REBOUND MARGIN	2-3
REBOUNDS ARE TIED	0-0
SHOOT 50% OR BETTER	8-0
SHOOT UNDER 50%	9-6
OPPONENT SHOOTS 50% +	0-2
OPPONENT SHOOTS > 50%	17-4
ON MONDAYS	1-2
ON TUESDAYS	1-0
ON WEDNESDAYS	4-0
ON THURSDAYS	0-1
ON FRIDAYS	4-0
ON SATURDAYS	3-2
ON SUNDAYS	4-1

MISCELLANEOUS SEASON STATS

STARTING LINEUPS

W/L	G	G	G/F	G/F	C/F
14-4	Salzberg	Harris	Fasoyiro	Mason	Sischo
0-1	Harris	MacDonald	Fasoyiro	Bradley	Sischo
2-0	Salzberg	Harris	Fasoyiro	Bradley	Sischo
1-0	Johnson	Harris	Fasoyiro	Mason	Sischo

WIN/LOSS MARGIN

	1	2	3	4	5	6	7	8	9	10	11-15	16-20	20-29	30+
Wins				1				1	1	1	5	3	1	4
Losses		1	2				1				1		1	

LEADS & DEFICITS

Daemen's Biggest Halftime Lead	29 vs. Staten Island (01/28/21)
Daemen's Biggest Halftime Lead Lost	7 @ West Liberty (11/29/21)
Daemen's Biggest Halftime Deficit	9 @ West Texas A&M (10/31/21)
Daemen Biggest Halftime Deficit Overcome	1 @ Mercy (01/23/22)
Daemen's Biggest Margin Of Victory	45 vs. D'Youville (02/09/22)
Daemen's Biggest Margin Of Defeat	22 at Mercyhurst (11/18/21)

DOUBLE-FIGURE SCORING

Andrew Sischo	22
Sean Fasoyiro	17
Andrew Mason	13
Kyle Harris	9
Nick MacDonald	7
Ryan Salzberg	4
Ryan Bradley	1
Joey Atkins	1
Zecaree Veiga	1

DOUBLE-FIGURE REBOUNDING

Andrew Sischo	19
Sean Fasoyiro	2
Kyle Harris	1

DOUBLE-DOUBLES

Andrew Sischo	19
Sean Fasoyiro	2
Kyle Harris	1

20-POINT SCORERS

Andrew Sischo	13
Sean Fasoyiro	1

30-POINT SCORERS

Andrew Sischo	5
---------------	---

SUSTAINED SUCCESS

The Daemen program has been built on sustained success, winning at least 19 games in nine of the last 10 seasons. That span encompasses the end of Daemen's NAIA Era, its' NCAA transition period and the first six seasons of full NCAA Division II membership. The Wildcats have won 72% of their contests, going 223-85 in that span. Looking more recently, Daemen is 97-34 since the start of the 2017-18 season (.740 winning percentage).

BACK-TO-BACK-TO-BACK

Daemen has earned three consecutive NCAA tournament berths. The Wildcats won 24 games (NCAA Era program record) and earned at-large bids to the NCAA tournament in 2019 and 2020. The Wildcats entered the 2021 tournament as the No. 2 seed in the East Region and picked up their first-ever NCAA tourney win with an 81-69 defeat of third-seeded Bloomfield en route to the program's first regional championship and Elite Eight appearance.

DEGREE OF DIFFICULTY

Daemen's 2021-22 schedule will provide plenty of tests. The Wildcats are slated to play games against seven teams who were ranked in either the NABC or D2SIDA preseason national polls: Minnesota State Moorhead, Colorado Mesa, West Texas A&M, Mercyhurst, West Liberty, Saint Anselm, St. Thomas Aquinas. Daemen has recorded two wins over top-25 ranked teams in each of the last three seasons.

MISSED OPPORTUNITY

Daemen missed a golden opportunity for a win over a top-25 team when they suffered a 63-61 setback at #7/#4 West Liberty on Nov. 29. The Wildcats led for more than 32 minutes and held the high octane Hilltoppers under 70 points for the first time since 2018, but it wasn't enough as the hosts forced 21 turnovers and overcame a seven-point halftime deficit. Daemen was attempting to hand WLU just its sixth loss in a non-conference home game over the last 18 seasons. It marked Daemen's second loss by three points or fewer to a nationally ranked opponent this season.

BEASTS OF THE EAST

Daemen owns a 129-40 record (.763 winning percentage) in games against East Region opponents since the start of the 2014-15 season. That includes a combined 27-9 mark (.750 winning percentage) against affiliates of the Central Atlantic Collegiate Conference and Northeast 10 Conference.

GROUNDING THE REDHAWKS

Daemen has swept the season series with longtime rival Roberts Wesleyan, including a 101-71 rout on Feb. 2. The Wildcats have won 31 of the last 33 meetings dating back to the 2007-08 season. That includes wins in 13 straight meetings at Lumsden Gymnasium.

BUFFALO'S BIGGEST STAGE

For the second time in the last three seasons, Daemen got the opportunity to play at the KeyBank Center in downtown Buffalo. The 19,000-seat arena has served as the host site for the NCAA Division I men's basketball tournament six times since opening in 1996 in addition to being the home of the NHL's Buffalo Sabres. Daemen's most recent trip was not as successful as the first. The Wildcats dropped an 83-81 decision to regionally ranked Franklin Pierce on Dec. 18. The game was played as part of the Big Four Basketball Tripleheader which also featured Division I contests between Niagara and Albany and also Canisius and Buffalo. Daemen made their KeyBank Center debut with an 83-81 win over Wilmington on Nov. 23, 2019. Daemen head coach Mike MacDonald is the all-time leader in coaching wins in the building with an 18-12 record there.

INDIVIDUAL MISCELLANEOUS STATS

DOUBLE-FIGURE SCORING GAMES

Player	17-18	18-19	19-20	20-21	21-22	Career
J. Atkins	-	1	-	-	1	2
Z. Basden	-	1	0	0	0	1
T. Book	-	2	-	-	0	2
R. Bradley	-	-	0	-	1	1
S. Fasoyiro	0	9	9	12	17	47
K. Harris	-	-	5	10	9	24
N. MacDonald	-	-	3	1	7	11
A. Mason	-	-	-	10	13	23
R. Salzberg	-	-	1	8	4	13
A. Sischo	25	27	31	15	22	120
Z. Veiga	-	-	5	2	1	8

20-POINT PLUS SCORING GAMES

Player	17-18	18-19	19-20	20-21	21-22	Career
S. Fasoyiro	0	1	0	2	1	4
K. Harris	-	-	0	3	0	3
A. Mason	-	-	-	1	0	1
A. Sischo	7	14	24	14	13	72

30-POINT PLUS SCORING GAMES

Player	17-18	18-19	19-20	20-21	21-22	Career
S. Fasoyiro	0	0	0	1	0	1
A. Sischo	1	4	6	4	5	20

DOUBLE-FIGURE REBOUNDING GAMES

Player	17-18	18-19	19-20	20-21	21-22	Career
S. Fasoyiro	0	1	1	5	2	9
K. Harris	-	-	0	0	1	1
A. Mason	-	-	-	2	0	2
A. Sischo	8	17	22	13	19	79

DOUBLE-DOUBLES

Player	17-18	18-19	19-20	20-21	21-22	Career
S. Fasoyiro	0	1	0	2	2	5
K. Harris	-	-	0	0	1	1
A. Mason	-	-	-	2	0	2
A. Sischo	8	17	22	13	19	79

IN THE NCAA RECORD BOOK

Star center Andrew Sischo has recently entered the [NCAA Division II record book](#) for both scoring and rebounding. During Daemen's game against Pace on Jan. 5, Sischo became just the 34th player in NCAA Division II history to reach 2,500 points in a career. With 2,727 points, he ranks 19th all-time. Sischo is on pace to reach 2,800 points, something only 17 other Division II players have achieved. He also ranks sixth for career rebounding with 1,411 boards. Sischo has a chance to finish his career among the top five rebounders in Division II history.

Career Scoring

13. Carl Hartman, Ald. Broaddus (2,959)
14. Earl Monroe, Winston-Salem (2,935)
15. Bo Clark, UCF (2,886)
16. Ed Murphy, Merrimack (2,874)
17. Harrison Cleary, MN-Crookst. (2,822)
18. Will Vorhees, Notre Dame (2,761)
- 19. Andrew Sischo, Daemen (2,727)**

Career Rebounding

1. Major Jones, Albany St. (2,052)
2. Clemon Johnson, FL A&M (1,494)
3. Wayne Robertson, So. NH (1,487)
4. Carlos Terry, Winston-Salem (1,467)
5. James Hector, American Int'l (1,446)
- 6. Andrew Sischo, Daemen (1,411)**
7. Garret Kerr, USciences (1,391)

COVID RAGES ON

Daemen has had seven games affected by COVID-19 protocols this season. Upon returning from their season-opening trip to Texas, the Wildcats were forced into a pause of team activities that cost them a pair of exhibition games (Nov. 4 at Buffalo, Nov. 8 vs. Medaille) as well as two home games which were to be played as part of the East Region Challenge (Nov. 12 vs. USciences, Nov. 13 vs. Bentley). COVID-19 again came into play following the NCAA-mandated holiday break as the Wildcats lost home games with Stonehill (Dec. 30) and Saint Anselm (Jan. 1) as well as a road contest at Clarion (Jan. 3).

SETTING THE PACE

Daemen returned to action following a two-week hiatus and scored an 83-72 win over regionally ranked Pace on Jan. 5. The Setters were the eighth opponent Daemen has faced that has been ranked within their respective D2SIDA regional polls. Andrew Sischo scored 15 of his game-high 24 points in the second half and Nick MacDonald scored a season-high 18 points in 22 minutes off the bench. MacDonald and sophomore guard Andrew Mason accounted for eight of the Wildcats' season-high 11 three-pointers. The Wildcats came into the game averaging just 10.8 made free throws per game but posted season-highs in free throws made (22) and attempted (24) while outscoring Pace by 19 points at the charity stripe.

THE EMPIRE STATE'S CENTER

On Jan. 8 at D'Youville, Andrew Sischo passed Niagara legend Calvin Murphy for the most points scored by a men's basketball player at a Western New York collegiate institution. On Jan. 28 vs. Staten Island, he passed Geneseo's Scott Fitch to become the all-time leading scorer for all NCAA men's basketball programs in NY State.

All-Time Scoring - NY State NCAA Teams

1. Andrew Sischo, Daemen (2,727)
2. Scott Fitch, Geneseo (2,634)
3. Terrance Bailey, Wagner (2,591)
4. Mike Hoyt, Mt. St. Mary (2,586)
5. Calvin Murphy, Niagara (2,548)
6. Steve Burt, Iona (2,534)
7. Charles Jenkins, Hofstra (2,513)

BACK FOR MORE

Like teammates Andrew Sischo and Sean Fasoyiro, Buffalo native Kyle Harris elected to utilize an additional season of eligibility granted by the NCAA due to the COVID-19 pandemic. Harris, who began his career at Erie Community College, has appeared in 61 games and made 36 starts (27 consecutive). He was a Second Team All-ECC selection in 2020-21 when he

averaged 12.5 points per game.

WNY'S DIVISION II RIVALRY

Western New York's newest Division II rivalry has been a one-sided affair with Daemen defeating D'Youville in all five meetings since the Saints joined the ECC last season. The Wildcats scored a 92-76 win at D'Youville on Jan. 8 with five players reaching double figures, led by Andrew Sischo (36 points) and Kyle Harris (18 points). The teams met again Feb. 9 with Daemen racing to a 97-52 victory. Sean Fasoyiro (15 points) led another quintet of double-figure scorers while Sischo notched yet another double-double (13 points, 21 rebounds). The 45-point victory margin tied the most lopsided win of Daemen's NCAA era.

A SWEET REMATCH

On Jan. 21, Daemen picked up a 73-61 win at St. Thomas Aquinas in a rematch of both the ECC Championship and East Regional finals from a season ago. Kyle Harris sunk five three-pointers and scored a season-high 19 points to lead the way. Sean Fasoyiro netted 15 points and Andrew Sischo contributed yet another double-double (12 points, 16 rebounds) as the Wildcats never trailed. The Wildcats and Spartans have developed one of the ECC's best rivalries in recent years with Daemen winning four of the last seven meetings. STAC winning its fifth ECC title in the last six seasons with an 83-67 win over the Wildcats last March. Daemen exacted revenge just over a week later in the regional finals, also known as the "Sweet 16", winning 71-70 at the Albany Capital Center to advance to the Elite Eight for the first time in the program's NCAA era. The programs rank first (STAC) and second (Daemen) in wins among ECC and all NY State Division II teams since the start of the 2013-14 season. In that span, Daemen is one of only two teams with four wins at STAC's Aquinas Hall (also Bridgeport).

HAVE MERCY

Daemen's 76-59 win Jan. 23 at Mercy pushed the Wildcats to 17-0 all-time against the Mavericks. It is Daemen's longest active winning streak against any single opponent. In the series, 12 of the 17 meetings have been decided by 10 points or more, including the last five in a row. Daemen also owns a pair of one-point wins over the Mavericks. Mercy is one of four ECC teams that Daemen has won at least a nine-game active winning streak against (10 straight wins vs. D'Youville and Queens, 9 straight wins vs. District of Columbia).



Andrew Sischo battles inside during Daemen's Dec. 18 game vs. Franklin Pierce at KeyBank Center.



Sean Fasoyiro has appeared in and started all 39 games since the start of the 2020-21 season and is averaging 13.2 points, 6.5 rebounds and 3.4 assists per game in his Daemen career.

FASOYIRO MILESTONE

Graduate student Sean Fasoyiro scored the 1,000th point of his career in Daemen's win over D'Youville on Feb. 9. Fasoyiro netted 494 points in 81 games over three seasons at Franklin Pierce. In his two seasons at Daemen, he has produced more points (513) in less than half the games played (39). Fasoyiro is the second Daemen player in the last three seasons to surpass 1,000 career points after beginning his career elsewhere (also Joey Wallace in the 2019-20 season). Fasoyiro has started every game since the start of the 2020-21 season, leading Daemen to a 27-12 overall record and a 21-2 mark in ECC play.

THE LAST TIME A DAEMEN PLAYER...

Scored 20-29 points	Andrew Sischo (23) at Roberts Wesleyan, 02/02/22
Scored 30-39 points	Andrew Sischo (35) vs. Dist. Columbia, 01/30/22
Scored 40-49 points	Andrew Sischo (42) at Roberts Wesleyan, 02/08/21
Made 10+ field goals	Andrew Sischo (11-13) at Roberts Wesleyan, 02/02/22
Made 10+ free throws	Andrew Sischo (12-18) at D'Youville, 01/08/22
Made 5-9 three-pointers	Kyle Harris (5-7) at Bridgeport, 02/05/22
Made 10+ three-pointers	David Skolen (12-18) vs. Waynesburg, 11/15/89
Had 10-14 rebounds	Andrew Sischo (14) at Roberts Wesleyan, 02/02/22
Had 15-19 rebounds	Andrew Sischo (16) at St. Thomas Aquinas, 01/21/22
Had 20+ rebounds	Andrew Sischo (21) vs. D'Youville, 02/09/22
Had 10+ assists	Darius Garvin (10) at St. Thomas Aquinas, 02/02/18
Had 5+ blocks	Andrew Sischo (5) vs. Felician, 11/08/19
Had 5+ steals	Breon Harris (6) at NY Tech, 03/01/20
Had a double-double	Andrew Sischo (13 pts / 21 rebs) vs. D'Youville, 02/09/22
Had a triple-double	Gerald Beverly (17 pts / 17 reb / 12 blk) vs. St. Thomas (Fla.), 12/17/14
Had 20 points and 20 rebounds	Andrew Sischo (31 pts / 21 reb) vs. D'Youville, 02/10/21
Had consecutive double-doubles	Andrew Sischo (2), 01/30/22 - 02/02/22
Scored go-ahead points in final 30 seconds of win	Ryan Salzberg (3PT w/ 26 seconds remaining OT) at St. Thomas Aquinas, 02/28/21

THE LAST TIME A DAEMEN TEAM...

Allowed 50 points or fewer	vs. Dominican (W, 60-49), 11/12/16
Won by 20-29 points	at Bridgeport (W, 95-74), 02/05/22
Won by 30+ points	vs. D'Youville (W, 97-52), 02/09/22
Scored 90-99 points	vs. D'Youville (W, 97-52), 02/09/22
Scored 100+ points	at Roberts Wesleyan (W, 101-71), 02/02/22
Had 50+ rebounds	vs. D'Youville (52), 02/09/22
Shot 50%+ from the field	at Bridgeport (35-64, 54.7%), 02/05/22
Shot 60%+ from the field	at St. Rose (34-56, 62.5%), 12/19/19
Shot 50%+ from three-point range (min. 10 att)	vs. D'Youville (14-27, 51.9%), 02/09/22
Shot 60%+ from three-point range (min. 10 att)	vs. MSU Moorhead (9-14, 64.3%), 10/29/21
Shot 90%+ from free throw line (min. 10 at)	vs. Pace (22-24, 91.7%), 01/05/22
Finished without a three-point field goal	vs. Queens (0-12), 11/09/12
Made 10-14 three-pointers	vs. D'Youville (14-27), 02/09/22
Made 15+ three-pointers	at D'Youville (17-34), 02/15/21
Had 10+ blocked shots	vs. Indianapolis (10), 12/18/14
Had 10+ steals	vs. Colorado Mesa (11), 10/30/21
Had 20+ assists	vs. D'Youville (22), 02/09/22
Had 4 players in double figures	at Bridgeport, 02/05/22
Had 5 players in double figures	vs. D'Youville, 02/09/22
Had 6 players in double figures	vs. Dist. Columbia, 01/27/19
Had all 5 starters in double figures	vs. Bloomfield, 03/14/21
Had 2 players score 20+ points	vs. Saint Rose (Sischo 37, Fasoyiro 23), 11/27/21
Had 2 or more players with 10+ rebounds	vs. Bridgeport (Sischo 12, Harris 12), 12/12/21
Had 2 or more players record a double-double	vs. Bridgeport (Sischo, Harris), 12/12/21
Won in overtime	at St. Thomas Aquinas (W, 84-81), 02/27/21
Lost in overtime	at NY Tech (L, 85-82), 03/01/20
Scored 80 points or more and lost	vs. Franklin Pierce (L, 83-80), 12/18/21
Scored 90 points or more and lost	at Dominican (L, 98-93, OT), 01/07/14
Allowed 60 points or fewer and lost	vs. St. Thomas Aquinas (L, 60-57), 03/03/18
Played a nationally-ranked opponent	at #7/#4 West Liberty (L, 63-61), 11/29/21
Defeated a nationally-ranked opponent	vs. #11/#5 St. Thomas Aquinas (W, 71-70), 03/16/21

SEASON RECORDS

POINTS				THREE-POINT FIELD GOALS				REBOUNDS			
1.	Andrew Sischo	773	2019-20	1.	David Skolen	114	1989-90	1.	Jim Chapman	394	1988-89
2.	Robert Robinson	767	1990-91	2.	Jeff Redband	100	2019-20	2.	Gerald Beverly	373	2014-15
3.	David Skolen	699	1989-90	3.	Kharmen Wingard	86	2003-04	3.	Andrew Sischo	362	2019-20
4.	Russell John	629	1990-91	4.	Brian Montanaro	84	2004-05	4.	Alex Nwora	347	1991-92
5.	Gerald Beverly	620	2014-15	5.	Pete Loney	83	2008-09	5.	Brian Pettit	329	1996-97
6.	Torrence Dyck	612	2015-16	6.	Jeff Redband	79	2018-19	6.	Alex Nwora	313	1992-93
7.	Chris Lewis	611	1989-90	7.	Russell John	78	1990-91	7.	Alex Nwora	312	1990-91
8.	Brian Montanaro	592	2005-06	8.	Donjuan Tyson	77	2006-07	8.	Andrew Sischo	310	2021-22
9.	Andrew Sischo	585	2018-19	9.	Gabriel Marshall	76	2003-04	9.	Brian Pettit	288	1995-96
10.	Robert Robinson	567	1989-90		Kharmen Wingard	76	2004-05	10.	Chris Lewis	287	1989-90

POINTS PER GAME				THREE-POINT % (min. 1 3PT/game)			REBOUNDS PER GAME				
1.	Andrew Sischo	26.9	2020-21	1.	David Skolen	.557	1986-87	1.	Jim Chapman	14.1	1988-89
2.	Robert Robinson	25.6	1990-91	2.	Marty Lange	.524	1997-98	2.	Andrew Sischo	13.0	2020-21
3.	Andrew Sischo	24.9	2019-20	3.	Mike Maisto	.500	2007-08	3.	Gerald Beverly	12.0	2014-15
4.	Torrence Dyck	21.9	2015-16		Jesse Lalka	.500	2015-16	4.	Andrew Sischo	11.7	2019-20
5.	David Skolen	21.8	1989-90	5.	David Skolen	.491	1989-90	5.	Alex Nwora	11.6	1992-93
	Ralph Henderson	21.8	1987-8	6.	David Skolen	.477	1988-89		Alex Nwora	11.6	1991-92
7.	Russell John	21.0	1990-91	7.	Kevin Lange	.461	2002-03	7.	Brian Pettit	10.6	1996-97
8.	Ralph Henderson	20.5	1986-87		Jay Sarkis	.461	2015-16	8.	Alex Nwora	10.4	1990-91
9.	Andrew Sischo	20.9	2018-19	9.	Brian Montanaro	.452	2004-05	9.	Sandy Finney	10.2	1995-96
10.	Gerald Beverly	20.0	2014-15	10.	Jeff Redband	.450	2016-17	10.	Sandy Finney	10.1	1994-95
									Andrew Sischo	10.1	2018-19

FIELD GOALS				FREE THROWS				ASSISTS			
1.	Andrew Sischo	298	2019-20	1.	Robert Robinson	282	1990-91	1.	Mark Coppola	203	2012-13
2.	Chris Lewis	257	1989-90	2.	Gerald Beverly	180	2014-15		Derrick Henry	203	1988-89
3.	David Skolen	247	1989-90	3.	Robert Robinson	176	1991-92	3.	Robert Robinson	187	1990-91
4.	Robert Robinson	231	1990-91	4.	Andrew Sischo	164	2019-20	4.	Robert Robinson	186	1989-90
5.	Andrew Sischo	229	2018-19	5.	Alex Nwora	161	1992-93	5.	Mark Coppola	161	2011-12
6.	Gerald Beverly	219	2014-15	6.	Joe Olsen	148	2005-06	6.	Tim Foley	157	1994-95
7.	Russell John	218	1990-91	7.	Robert Robinson	142	1989-90	7.	Mark Coppola	154	2013-14
8.	Torrence Dyck	217	2015-16	8.	Monty Montgomery	140	2000-01	8.	Steve Chandler	152	2003-04
9.	Robert Robinson	205	1989-90	9.	Jonathan Walker	139	2002-03	9.	Steve Chandler	147	2002-03
10.	Andrew Sischo	202	2021-22	10.	Jonathan Walker	134	2001-02	10.	Russell John	139	1991-92

FIELD GOAL % (min. 150 made)				FREE THROW % (min. 100 made)				STEALS			
1.	S. Van Duiltgaarden	.661	1991-92	1.	David Skolen	.850	1989-90	1.	Derrick Henry	74	1988-89
2.	Andrew Sischo	.645	2019-20	2.	Todd Zielinski	.850	1996-97	2.	Russell John	73	1990-91
3.	Andrew Sischo	.630	2020-21	3.	Kevin Lange	.844	2002-03	3.	Breon Harris	70	2017-18
4.	Chris Lewis	.624	1989-90	4.	Robert Robinson	.827	1991-92	4.	Casey Sheehan	68	2012-13
5.	Brian Harmon	.610	1986-87	5.	David Skolen	.823	1988-89	5.	Devon Dawson	67	2007-08
6.	Gerald Beverly	.607	2014-15	6.	Mark Rouse	.806	2001-02	6.	Anibal Soler	66	1999-00
7.	Brian Pettit	.605	1998-99	7.	Monty Montgomery	.790	1997-98	7.	Eder Joseph	62	1999-00
8.	Chris Lewis	.603	1988-89	8.	Robert Robinson	.789	1989-90	8.	Jorge Ebanks	61	2009-10
9.	Gerald Beverly	.597	2012-13	9.	Brian Montanaro	.783	2005-06	9.	Dewan Stroud	60	2006-07
10.	Andrew Sischo	.586	2018-19	10.	Monty Montgomery	.782	2000-01	10.	Therreon Blackwell	59	2004-05
									Rob Robinson	59	1990-91
									Breon Harris	59	2019-20


Gerald Beverly

David Skolen

BLOCKS			
1.	Ron Wright	119	2005-06
2.	Ron Wright	114	2004-05
3.	Gerald Beverly	111	2013-14
4.	Gerald Beverly	110	2014-15
5.	Gerald Beverly	59	2012-13
6.	Brian Pettit	55	1998-99
7.	Mario Torres	54	1992-93
8.	Brian Pettit	52	1996-97
9.	Gerald Beverly	50	2011-12
10.	Ralph Henderson	49	1986-87

CAREER RECORDS
POINTS (1,000-Point Club)

1.	Andrew Sischo	2,727	2017-Pr.
2.	Robert Robinson	1,962	1988-92
3.	Brian Montanaro	1,920	2002-06
4.	David Skolen	1,876	1986-90
5.	M. Montgomery	1,814	1996-01
6.	Gerald Beverly	1,799	2011-15
7.	Alex Nwora	1,514	1989-93
8.	Casey Sheehan	1,505	2010-14
9.	Jeff Redband	1,422	2016-20
10.	Brian Pettit	1,414	1994-99
11.	Rob Lange	1,330	1992-96
12.	Devon Dawson	1,310	2007-12
13.	Kharmen Wingard	1,281	2002-05
14.	Jim Regan	1,241	2009-13
15.	Mark Rouse	1,172	1998-02
16.	Kevin Lange	1,152	1999-03
17.	Chris Moore	1,126	1996-00
18.	Chris Lewis	1,105	1988-90
19.	Jordan Greene	1,090	2011-15
20.	Danny McCabe	1,078	1884-98
21.	Jay Sarkis	1,070	2015-20
22.	Therreon Blackwell	1,069	2002-06
23.	Russell John	1,061	1990-92
24.	Torrence Dyck	1,056	2014-16
25.	Deion Hamilton	1,029	2015-19
26.	Ralph Henderson	1,015	1986-88
27.	Breon Harris	1,012	2016-20

POINTS PER GAME

1.	Andrew Sischo	21.5	2017-Pr.
2.	Torrence Dyck	20.7	2014-16
3.	Chris Lewis	18.4	1988-90
4.	Robert Robinson	17.8	1988-92
5.	Russell John	17.4	1990-92
6.	Dewan Stroud	16.8	2006-08
7.	David Skolen	16.5	1986-90
8.	Monty Montgomery	16.2	1996-01
9.	Jonathan Walker	15.3	2001-03
10.	Dom Mazzocchi	15.2	2010-12

FIELD GOALS

1.	Andrew Sischo	1,084	2017-Pr.
2.	David Skolen	687	1986-90
3.	Gerald Beverly	669	2011-15
4.	Brian Montanaro	656	2002-06
	Monty Montgomery	656	1996-01
6.	Robert Robinson	640	1988-92
7.	Casey Sheehan	544	2010-14
8.	Alex Nwora	532	1989-93
9.	Brian Pettit	519	1994-99
10.	Jim Regan	477	2009-13

FIELD GOAL % (MIN. 150 MADE)

1.	Chris Lewis	.615	1988-90
2.	S. Van Duluitgaarden	.606	1990-92
3.	Andrew Sischo	.605	2017-Pr.
4.	Gerald Beverly	.583	2011-15
5.	Kadeem Johnson	.581	2010-14
6.	Steve Chandler	.568	2002-04
7.	Joe Olsen	.559	2004-06
8.	Darnell Jackson	.554	2003-05
9.	Ralph Henderson	.549	1986-88
10.	Brian Pettit	.543	1994-99

THREE-POINT FIELD GOALS

1.	Jeff Redband	316	2016-20
2.	Brian Montanaro	288	2002-06
3.	David Skolen	279	1986-90
4.	Kharmen Wingard	237	2002-05
5.	Jordan Greene	201	2011-15
6.	Jay Sarkis	200	2015-20
7.	Mark Rouse	183	1998-02
8.	Kevin Lange	169	1999-03
9.	Casey Sheehan	147	2010-14
10.	Russell John	143	1990-92

THREE-POINT % (min. 50 made)

1.	David Skolen	.487	1986-90
2.	Jesse Lalka	.463	2013-17
3.	Jeff Redband	.438	2016-20
4.	Robert Robinson	.433	1988-92
5.	Jay Sarkis	.429	2015-20
6.	Pete Loney	.426	2007-09
7.	Adrian Baugh	.424	1999-01
8.	Brian Montanaro	.418	2002-06
9.	Kyle Clifford	.415	2013-15
10.	Donjuan Tyson	.403	2006-07

FREE THROWS

1.	Robert Robinson	630	1988-92
2.	Andrew Sischo	531	2017-Pr.
3.	Gerald Beverly	459	2011-15
5.	Monty Montgomery	427	1996-01
6.	Brian Pettit	373	1994-99
7.	Rob Lange	366	1992-96
8.	Brian Montanaro	320	2002-06
9.	Devon Dawson	275	2007-12
10.	Jonathan Walker	273	2001-03

FREE THROW % (min. 100 made)

1.	Jeff Redband	.880	2016-20
2.	David Skolen	.826	1986-90
3.	Arif Mehmetaj	.806	2014-17
4.	Jay Sarkis	.795	2015-20
5.	Robert Robinson	.788	1988-92
	Mark Rouse	.788	1998-02
7.	Brian Montanaro	.786	2002-06
8.	Jaleo Wilkes	.773	2015-17
9.	Jeff Eaddy	.768	1986-90
10.	Monty Montgomery	.757	1996-01

REBOUNDS

1.	Andrew Sischo	1,411	2017-Pr.
2.	Alex Nwora	1,103	1989-93
3.	Gerald Beverly	1,004	2011-15
4.	Brian Pettit	991	1994-99
5.	Monty Montgomery	806	1996-01
6.	Jim Regan	587	2009-13
7.	Devon Dawson	585	2007-12
8.	Danny McCabe	570	1994-98
9.	Eder Joseph	542	1997-00
10.	Mario Torres	537	1990-94

REBOUNDS PER GAME

1.	Andrew Sischo	11.1	2017-Pr.
2.	Alex Nwora	9.3	1989-93
3.	Brian Pettit	8.7	1994-99
4.	Chris Lewis	8.5	1988-90
5.	Gerald Beverly	8.4	2011-15
6.	Steve Chandler	7.4	2002-04
7.	Monty Montgomery	7.2	1996-01
8.	Eder Joseph	6.7	1997-00
9.	Mario Torres	6.5	1990-94
	Jonathan Walker	6.5	2001-03

ASSISTS

1.	Mark Coppola	623	2010-14
2.	Robert Robinson	503	1988-92
3.	Casey Sheehan	470	2010-14
4.	Therreon Blackwell	438	2002-06
5.	Jay Sarkis	336	2015-20
6.	Tim Foley	334	1990-95
7.	Mark Rouse	320	1998-02
8.	Anibal Soler	304	1997-00
9.	Steve Chandler	299	2002-04
10.	David Skolen	293	1986-90

STEALS

1.	Devon Dawson	198	2007-12
2.	Therreon Blackwell	185	2002-06
	Casey Sheehan	185	2010-14
	Breon Harris	185	2016-20
5.	Mark Coppola	168	2010-14
6.	Anibal Soler	165	1996-00
7.	Robert Robinson	161	1988-92
	Brian Montanaro	161	2002-06
8.	Alex Nwora	154	1989-93
9.	Monty Montgomery	135	1996-01
	Mark Rouse	135	1998-02

BLOCKS

1.	Gerald Beverly	330	2011-15
2.	Ron Wright	233	2004-06
3.	Brian Pettit	144	1994-99
4.	Andrew Sischo	119	2017-Pr.
5.	Jim Regan	117	2009-13
6.	Mario Torres	102	1990-94
7.	Jeff Redband	101	2016-20
8.	Kevin Lange	81	1999-03
9.	Ralph Henderson	79	1986-88
10.	Garyce Hervey	78	1998-00


Brian Montanaro

SINGLE GAME RECORDS

POINTS

1.	Andrew Sischo	47	vs. Queens (N.Y.)	03/04/20
----	---------------	----	-------------------	----------

REBOUNDS

1.	Jim Chapman	25	vs. New Jersey Inst. Of Tech.	11/26/88
----	-------------	----	-------------------------------	----------

ASSISTS

1.	Robert Robinson	18	vs. Windsor	11/10/90
----	-----------------	----	-------------	----------

BLOCKED SHOTS

1.	Gerald Beverly	12	vs. St. Thomas (Fla.)	12/17/14
----	----------------	----	-----------------------	----------

STEALS

1.	Derrick Henry	8	vs. SUNY Cortland	01/07/89
----	---------------	---	-------------------	----------

FIELD GOALS MADE

1.	Andrew Sischo	19	vs. Queens (N.Y.)	03/04/20
----	---------------	----	-------------------	----------

FIELD GOALS ATTEMPTED

1.	Russell John	32	vs. Ramapo	11/16/90
----	--------------	----	------------	----------

FREE THROWS MADE

1.	Robert Robinson	21	vs. Point Park	02/02/91
----	-----------------	----	----------------	----------

FREE THROWS ATTEMPTED


1.	Robert Robinson	24	vs. Point Park	02/02/91
----	-----------------	----	----------------	----------

3-POINT FIELD GOALS MADE


1.	David Skolen	12	vs. Waynesburg	11/15/89
----	--------------	----	----------------	----------

3-POINT FIELD GOALS ATTEMPTED

1.	David Skolen	18	vs. Waynesburg	11/15/89
----	--------------	----	----------------	----------



Alex Nwora



Robert Robinson

SINGLE GAME RECORDS – INDIVIDUAL – NCAA ERA (2015-present)
POINTS

1. Andrew Sischo	47	vs. Queens (N.Y.)	03/04/20
------------------	----	-------------------	----------

REBOUNDS

1. Andrew Sischo	23	vs. Molloy	02/16/18
------------------	----	------------	----------

ASSISTS

1. Jay Sarkis	11	vs. Queens (N.Y.)	01/21/18
---------------	----	-------------------	----------

BLOCKED SHOTS

1. Arif Mehmetaj	6	vs. Mercy	01/28/17
------------------	---	-----------	----------

STEALS

1. Breon Harris	7	vs. LIU Post	01/12/18
-----------------	---	--------------	----------

FIELD GOALS MADE

1. Andrew Sischo	19	vs. Queens (N.Y.)	03/04/20
------------------	----	-------------------	----------

FIELD GOALS ATTEMPTED

1. Andrew Sischo	29	vs. Queens (N.Y.)	03/04/20
------------------	----	-------------------	----------

FREE THROWS MADE

1. Jaleo Wilkes	14	vs. Mercyhurst	11/27/16
-----------------	----	----------------	----------

FREE THROWS ATTEMPTED

1. Jaleo Wilkes	15	vs. Mercyhurst	11/27/16
Andrew Sischo	15	vs. Molloy	02/16/18

3-POINT FIELD GOALS MADE

1. Jeff Redband	7	vs. LIU Post	02/15/19
Jeff Redband	7	vs. U. Sciences	11/30/19
Jeff Redband	7	vs. Roberts Wesleyan	02/01/20
Jeff Redband	7	vs. Bridgeport	02/07/20

3-POINT FIELD GOALS ATTEMPTED

1. Jeff Redband	13	vs. LIU Post	02/23/18
-----------------	----	--------------	----------

SINGLE GAME RECORDS – INDIVIDUAL – EAST COAST CONFERENCE GAMES (2013-present)
POINTS

1. Andrew Sischo	42	vs. Roberts Wesleyan	02/08/21
------------------	----	----------------------	----------

REBOUNDS

1. Andrew Sischo	23	vs. Molloy	02/16/18
------------------	----	------------	----------

ASSISTS

1. Jay Sarkis	11	vs. Queens (N.Y.)	01/21/18
---------------	----	-------------------	----------

BLOCKED SHOTS

1. Gerald Beverly	11	vs. Mercy	01/06/14
-------------------	----	-----------	----------

STEALS

1. Breon Harris	7	vs. LIU Post	01/12/18
-----------------	---	--------------	----------

FIELD GOALS MADE

1. Andrew Sischo	16	vs. Molloy	02/08/19
Andrew Sischo	16	vs. Roberts Wesleyan	02/08/21

FIELD GOALS ATTEMPTED

1. Andrew Sischo	26	vs. Molloy	02/08/19
------------------	----	------------	----------

FREE THROWS MADE

1. Casey Sheehan	14	vs. Dowling	02/21/14
Gerald Beverly	14	vs. Bridgeport	01/10/15
Gerald Beverly	14	vs. Mercy	02/21/15

FREE THROWS ATTEMPTED

1. Casey Sheehan	20	vs. Dowling	02/21/14
------------------	----	-------------	----------

3-POINT FIELD GOALS MADE

1. Jeff Redband	7	vs. LIU Post	02/15/19
Jeff Redband	7	vs. Roberts Wesleyan	02/01/20
Jeff Redband	7	vs. Bridgeport	02/07/20

3-POINT FIELD GOALS ATTEMPTED

1. Jordan Greene	13	vs. Dowling	01/17/14
Jeff Redband	13	vs. LIU Post	02/23/18


Jeff Redband

Casey Sheehan

SINGLE GAME RECORDS – TEAM – NCAA ERA (2015-present)

POINTS	109	vs. Wilmington (Del.)	11/13/15
VICTORY MARGIN	45	vs. LIU Post	02/15/19
	45	vs. D'Youville	02/09/22
REBOUNDS	57	vs. D'Youville	02/10/19
OFFENSIVE REBOUNDS	23	vs. Molloy	02/08/19
DEFENSIVE REBOUNDS	40	vs. Dowling	12/18/15
	40	vs. Felician	11/08/19
	40	vs. Mercy	12/13/19
	40	vs. D'Youville	02/10/21
ASSISTS	27	vs. LIU Post	12/14/18
	27	vs. LIU Post	02/15/19
	27	at Roberts Wesleyan	02/02/22
BLOCKS	9	vs. Lake Erie	11/26/18
STEALS	15	vs. Molloy	02/28/20
FIELD GOALS	41	vs. LIU Post	12/14/18
FIELD GOALS ATTEMPTED	81	vs. Molloy	02/16/18
FIELD GOAL PERCENTAGE	.633	vs. Dist. Columbia	01/21/17
3-POINT FIELD GOALS	19	vs. LIU Post	02/15/19
3-POINT ATTEMPTED	40	vs. LIU Post	11/30/16
3-POINT PERCENTAGE	.619	vs. Dist. Columbia	01/21/17
FREE THROWS	42	vs. Queens (N.Y.)	01/24/16
FREE THROWS ATTEMPTED	51	vs. Queens (N.Y.)	01/24/16
FREE THROW PERCENTAGE	1.000	vs. Bridgeport	02/07/20
	1.000	vs. Le Moyne	11/19/19

SINGLE GAME RECORDS – TEAM – EAST COAST CONFERENCE GAMES (2013-present)

POINTS	111	vs. Molloy	02/07/14
VICTORY MARGIN	55	vs. Dist. Columbia	01/12/14
REBOUNDS	57	vs. D'Youville	02/10/21
OFFENSIVE REBOUNDS	23	vs. Molloy	02/08/19
DEFENSIVE REBOUNDS	41	vs. Roberts Wesleyan	01/20/15
ASSISTS	27	vs. LIU Post	12/14/18
	27	vs. LIU Post	02/15/19
	27	at Roberts Wesleyan	02/02/22
BLOCKS	15	vs. St. Thomas Aquinas	01/24/14
STEALS	15	vs. Molloy	02/28/20
FIELD GOALS	42	vs. Dist. Columbia	02/06/15
FIELD GOALS ATTEMPTED	81	vs. Molloy	02/16/18
FIELD GOAL PERCENTAGE	.633	vs. Dist. Columbia	01/21/17
3-POINT FIELD GOALS	19	vs. LIU Post	02/15/19
3-POINT ATTEMPTED	40	vs. LIU Post	11/30/16
3-POINT PERCENTAGE	.619	vs. Dist. Columbia	01/21/17
FREE THROWS	42	vs. Queens (N.Y.)	01/24/16
FREE THROWS ATTEMPTED	51	vs. Queens (N.Y.)	01/24/16
FREE THROW PERCENTAGE	1.000	vs. Bridgeport	02/14/15
	1.000	vs. Bridgeport	02/07/20



2015-16 Team - 1st Year Full NCAA Division II



2018-19 Team - 1st NCAA Tournament



BOX SCORES – LAST GAME PLAYED
**D'Youville (2-18,1-11 ECC) -vs- Daemen (17-6,14-0 ECC)
02/09/22 at Amherst, N.Y. (Lumsden Gymnasium)**

Date: 02/09/22
Time: 7:30 PM
Attendance: 375
Site: Amherst, N.Y. (Lumsden Gymnasium)
Referees: Eric Walton,Tom Roberts,Michael O'Bryan

Score By Period	1	2	Total
D'Youville	28	24	52
Daemen	47	50	97

D'Youville 52

#	Player	GS	MIN	FG	3PT	FT	ORB-DRB	REB	PF	A	TO	BLK	STL	PTS
13	Mason Putnam	*	30	3-12	2-6	0-0	0-1	1	0	0	1	0	1	8
22	Jaeger Martino	*	25	4-7	0-0	0-0	0-1	1	4	0	2	1	0	8
15	Noah Denz	*	30	2-6	0-0	3-3	1-6	7	2	0	0	1	0	7
12	Latrell Butler	*	25	1-8	0-2	0-0	0-3	3	4	1	4	0	2	2
02	Nelson St. Louis	*	21	0-9	0-1	2-2	1-1	2	1	1	0	0	0	2
24	Jared Sullivan		19	6-8	0-0	6-8	4-3	7	0	0	1	0	0	18
21	Omar Sangare		11	1-2	0-0	2-2	1-3	4	0	2	1	3	1	4
03	Trey Boling		13	1-5	0-1	0-0	2-0	2	4	0	0	0	0	2
05	Bryson Birdsong		15	0-5	0-4	1-1	0-2	2	2	1	2	0	0	1
01	Kaori Barley		11	0-1	0-0	0-0	0-1	1	1	1	1	0	0	0
TM	TEAM		0	0-0	0-0	0-0	5-1	6	0	0	1	0	0	0
Totals		-	200	18-63	2-14	14-16	14-22	36	18	6	13	5	4	52

Team Summary	FG		3PT		FT	
First Half	11-32	34.38 %	2-7	28.57 %	4-5	80.00 %
Second Half	7-31	22.58 %	0-7	0.00 %	10-11	90.91 %
Total	18-63	28.6 %	2-14	14.3 %	14-16	87.5 %

Technical Fouls: none **Second Chance Points:** 20 **Scores Tied:** 1 times(s) **Points in the Paint:** 26 **Fast Break Points:** 4
Lead Changed: 2 times(s) **Points off Turnovers:** 2 **Bench Points:** 25 **Largest Lead:** 2 1st-18:24

Daemen 97

#	Player	GS	MIN	FG	3PT	FT	ORB-DRB	REB	PF	A	TO	BLK	STL	PTS
02	Fasoyiro, Sean	*	23	4-10	2-4	5-5	6-2	8	0	3	1	1	1	15
15	Mason, Andrew	*	25	5-7	3-5	0-0	0-4	4	1	2	0	0	1	13
04	Harris, Kyle	*	22	4-7	3-6	2-2	2-1	3	0	3	0	2	0	13
22	Sischo, Andrew	*	20	3-12	0-1	7-11	9-12	21	1	1	1	0	1	13
05	Salzberg, Ryan	*	26	3-8	2-5	0-0	0-3	3	1	4	3	0	2	8
30	Veiga, Zecaree		15	4-5	1-1	2-2	0-2	2	2	2	0	0	0	11
21	Osorio, Sayeed		7	3-3	1-1	1-1	0-1	1	0	0	0	0	2	8
13	MacDonald, Nick		17	2-5	2-4	0-0	0-1	1	2	2	0	0	0	6
33	Atkins, Joey		13	1-4	0-0	2-3	0-3	3	1	0	0	1	0	4
24	Basden, Ziv		7	2-3	0-0	0-0	0-0	0	2	1	1	1	0	4
10	Book, Trevor		11	1-3	0-1	0-0	1-0	1	2	1	0	0	0	2
45	Poumpey, Justin		14	0-2	0-0	0-0	1-2	3	1	3	1	0	0	0
TM	TEAM		0	0-0	0-0	0-0	0-2	2	0	0	0	0	0	0
Totals		-	200	32-69	14-28	19-24	19-33	52	13	22	7	5	7	97

Team Summary	FG		3PT		FT	
First Half	12-30	40.00 %	10-19	52.63 %	13-17	76.47 %
Second Half	20-39	51.28 %	4-9	44.44 %	6-7	85.71 %
Total	32-69	46.4 %	14-28	50.0 %	19-24	79.2 %

Technical Fouls: none **Second Chance Points:** 19 **Scores Tied:** 0 times(s) **Points in the Paint:** 30 **Fast Break Points:** 30
Lead Changed: 2 times(s) **Points off Turnovers:** 26 **Bench Points:** 35 **Largest Lead:** 48 2nd-01:18



**2021-22 Daemen Men's Basketball
Individual Game-by-Game
All games**

Page 1/17
as of Feb 17, 2022

#2 FASOYIRO, Sean

Opponent	Date	GS	MIN	Total		3-Pointers		Free throws		Rebounds				PF	A	TO	BLK	STL	PTS	AVG
				FG-FGA	PCT	3FG-3FGA	PCT	FT-FTA	PCT	OFF	DEF	TOT	AVG							
vs MSU Moorhead	10/29/2021	*	27:05	1-4	.250	0-0	.000	6-6	1.000	1	2	3	3.0	1	2	1	0	0	8	8.0
vs Colorado Mesa	10/30/2021	*	33:60	6-11	.545	1-1	1.000	2-2	1.000	5	4	9	6.0	3	1	4	0	3	15	11.5
at West Tex. A&M	10/31/2021	*	33:44	4-12	.333	1-5	.200	6-9	.667	1	4	5	5.7	3	3	2	2	0	15	12.7
at Mercyhurst	11/18/2021	*	25:49	4-7	.571	0-0	.000	5-6	.833	0	4	4	5.3	4	2	4	0	0	13	12.8
at Staten Island	11/23/2021	*	27:00	2-9	.222	1-4	.250	2-2	1.000	1	1	2	4.6	1	4	1	0	1	7	11.6
Saint Rose	11/27/2021	*	36:37	11-23	.478	1-5	.200	0-1	.000	3	8	11	5.7	3	9	1	1	4	23	13.5
at West Liberty	11/29/2021	*	30:00	4-11	.364	1-1	1.000	0-0	.000	0	0	0	4.9	3	0	4	0	2	9	12.9
at Le Moyne	12/06/2021	*	33:58	6-13	.462	1-1	1.000	3-4	.750	4	3	7	5.1	2	2	3	0	4	16	13.3
Roberts Wesleyan	12/08/2021	*	34:08	4-7	.571	2-4	.500	4-4	1.000	3	6	9	5.6	4	3	4	1	1	14	13.3
Bridgeport	12/12/2021	*	25:09	6-7	.857	0-0	.000	0-0	.000	1	3	4	5.4	3	2	5	2	0	12	13.2
Franklin Pierce	12/18/2021	*	35:22	5-15	.333	1-4	.250	3-6	.500	1	5	6	5.5	1	8	2	0	2	14	13.3
at Dist. Columbia	12/20/2021	*	09:00	1-1	1.000	0-0	.000	0-0	.000	0	1	1	5.1	0	0	1	0	0	2	12.3
Pace	01/05/2022	*	33:52	4-7	.571	1-3	.333	2-2	1.000	3	3	6	5.2	1	3	2	0	0	11	12.2
at D'Youville	01/08/2022	*	28:20	5-17	.294	0-1	.000	0-0	.000	4	3	7	5.3	4	3	3	0	1	10	12.1
Molloy	01/14/2022	*	28:05	8-16	.500	1-3	.333	2-2	1.000	4	8	12	5.7	3	3	3	1	0	19	12.5
Queens (NY)	01/16/2022	*	31:19	4-9	.444	0-1	.000	6-6	1.000	0	6	6	5.8	0	3	3	0	1	14	12.6
at St. Thomas Aquinas	01/21/2022	*	32:00	5-7	.714	2-3	.667	3-3	1.000	1	6	7	5.8	4	3	4	0	0	15	12.8
at Mercy	01/23/2022	*	31:26	4-8	.500	1-2	.500	0-0	.000	2	5	7	5.9	2	6	5	0	0	9	12.6
Staten Island	01/28/2022	*	18:38	4-10	.400	2-4	.500	0-0	.000	1	8	9	6.1	1	5	2	0	0	10	12.4
Dist. Columbia	01/30/2022	*	30:34	5-11	.455	2-3	.667	3-3	1.000	3	4	7	6.1	3	1	1	0	1	15	12.6
at Roberts Wesleyan	02/02/2022	*	33:25	6-12	.500	1-3	.333	2-4	.500	3	3	6	6.1	1	2	5	0	0	15	12.7
at Bridgeport	02/05/2022	*	26:00	4-9	.444	1-2	.500	0-0	.000	1	4	5	6.0	2	3	1	0	2	9	12.5
D'Youville	02/09/2022	*	22:55	4-10	.400	2-4	.500	5-5	1.000	6	2	8	6.1	0	3	1	1	1	15	12.6
Totals			23 668:27	107-236	.453	22-54	.407	54-65	.831	48	93	141	6.1	49	71	62	8	23	290	12.6

Player Averages

Games Played	Minutes/ game	Points/ game	FG Pct	3FG Pct	FT Pct	Rebounds/ game	Assists/ game	Turnovers/ game	Assist/Turnover ratio	Steals/ game	Blocks/ game
23	29.1	12.6	45.3	40.7	83.1	6.1	3.1	2.7	1.1	1.0	0.3



**2021-22 Daemen Men's Basketball
Individual Game-by-Game
All games**

Page 2/17
as of Feb 17, 2022

#4 HARRIS, Kyle

Opponent	Date	GS	MIN	Total		3-Pointers		Free throws		Rebounds				PF	A	TO	BLK	STL	PTS	AVG
				FG-FGA	PCT	3FG-3FGA	PCT	FT-FTA	PCT	OFF	DEF	TOT	AVG							
vs MSU Moorhead	10/29/2021	*	12:10	0-5	.000	0-2	.000	0-0	.000	1	0	1	1.0	1	0	2	0	0	0	0.0
vs Colorado Mesa	10/30/2021	*	19:17	1-8	.125	0-4	.000	0-0	.000	2	2	4	2.5	2	1	3	1	1	2	1.0
at West Tex. A&M	10/31/2021	*	23:30	1-6	.167	1-3	.333	0-0	.000	0	3	3	2.7	1	1	1	1	2	3	1.7
at Mercyhurst	11/18/2021	*	32:43	1-7	.143	1-4	.250	2-2	1.000	0	4	4	3.0	0	4	2	0	0	5	2.5
at Staten Island	11/23/2021	*	27:00	2-6	.333	2-5	.400	0-0	.000	0	3	3	3.0	3	5	0	0	0	6	3.2
Saint Rose	11/27/2021	*	31:30	1-6	.167	1-4	.250	0-0	.000	0	4	4	3.2	4	3	1	1	1	3	3.2
at West Liberty	11/29/2021	*	32:00	3-7	.429	2-5	.400	0-0	.000	0	4	4	3.3	4	1	1	0	0	8	3.9
at Le Moyne	12/06/2021	*	27:53	2-8	.250	2-5	.400	2-2	1.000	0	3	3	3.3	5	6	3	1	0	8	4.4
Roberts Wesleyan	12/08/2021	*	24:45	3-8	.375	3-8	.375	0-0	.000	0	2	2	3.1	5	2	3	0	1	9	4.9
Bridgeport	12/12/2021	*	32:50	5-13	.385	4-10	.400	2-2	1.000	0	12	12	4.0	2	3	2	1	0	16	6.0
Franklin Pierce	12/18/2021	*	32:02	3-9	.333	3-7	.429	0-0	.000	1	2	3	3.9	4	1	2	0	0	9	6.3
at Dist. Columbia	12/20/2021	*	38:00	5-10	.500	0-2	.000	0-1	.000	1	7	8	4.3	1	4	3	0	1	10	6.6
Pace	01/05/2022	*	26:33	2-8	.250	0-4	.000	0-0	.000	0	2	2	4.1	3	2	0	0	0	4	6.4
at D'Youville	01/08/2022	*	36:22	6-9	.667	4-6	.667	2-3	.667	1	3	4	4.1	4	5	0	0	1	18	7.2
Molloy	01/14/2022	*	28:20	4-8	.500	3-6	.500	0-0	.000	0	4	4	4.1	1	4	2	0	1	11	7.5
Queens (NY)	01/16/2022	*	28:02	5-7	.714	1-3	.333	0-0	.000	0	3	3	4.0	0	0	0	0	0	11	7.7
at St. Thomas Aquinas	01/21/2022	*	32:00	7-12	.583	5-9	.556	0-0	.000	1	5	6	4.1	3	2	5	0	0	19	8.4
at Mercy	01/23/2022	*	31:27	3-8	.375	3-7	.429	0-0	.000	1	3	4	4.1	0	4	0	0	0	9	8.4
Staten Island	01/28/2022	*	19:34	2-5	.400	1-3	.333	0-0	.000	2	4	6	4.2	0	2	0	0	0	5	8.2
Dist. Columbia	01/30/2022	*	33:53	2-6	.333	2-6	.333	0-0	.000	0	4	4	4.2	1	5	1	0	0	6	8.1
at Roberts Wesleyan	02/02/2022	*	31:38	7-12	.583	5-8	.625	0-0	.000	1	5	6	4.3	2	7	0	2	3	19	8.6
at Bridgeport	02/05/2022	*	27:00	5-7	.714	5-7	.714	0-0	.000	0	1	1	4.1	2	2	0	1	0	15	8.9
D'Youville	02/09/2022	*	21:50	4-7	.571	3-6	.500	2-2	1.000	2	1	3	4.1	0	3	0	2	0	13	9.1
Totals		23	650:20	74-182	.407	51-124	.411	10-12	.833	13	81	94	4.1	48	67	31	10	11	209	9.1

Player Averages

Games Played	Minutes/ game	Points/ game	FG Pct	3FG Pct	FT Pct	Rebounds/ game	Assists/ game	Turnovers/ game	Assist/Turnover ratio	Steals/ game	Blocks/ game
23	28.3	9.1	40.7	41.1	83.3	4.1	2.9	1.3	2.2	0.5	0.4



**2021-22 Daemen Men's Basketball
Individual Game-by-Game
All games**

Page 3/17
as of Feb 17, 2022

#5 SALZBERG, Ryan

Opponent	Date	GS	MIN	Total		3-Pointers		Free throws		Rebounds											
				FG-FGA	PCT	3FG-3FGA	PCT	FT-FTA	PCT	OFF	DEF	TOT	AVG	PF	A	TO	BLK	STL	PTS	AVG	
vs MSU Moorhead	10/29/2021	*	33:11	4-5	.800	1-1	1.000	0-1	.000	0	1	1	1.0	3	2	3	0	3	9	9.0	
vs Colorado Mesa	10/30/2021	*	27:55	3-8	.375	1-3	.333	2-3	.667	1	0	1	1.0	3	3	0	0	0	9	9.0	
at West Tex. A&M	10/31/2021	*	34:39	2-5	.400	1-3	.333	0-0	.000	0	1	1	1.0	0	2	1	0	1	5	7.7	
at Staten Island	11/23/2021	*	34:00	3-7	.429	2-5	.400	0-0	.000	0	2	2	1.3	1	2	1	0	1	8	7.8	
Saint Rose	11/27/2021	*	29:51	1-3	.333	1-1	1.000	0-0	.000	0	3	3	1.6	0	1	0	1	1	3	6.8	
at West Liberty	11/29/2021	*	34:00	3-7	.429	1-3	.333	0-0	.000	0	2	2	1.7	1	4	0	0	2	7	6.8	
at Le Moyne	12/06/2021	*	31:17	1-8	.125	1-6	.167	0-0	.000	0	0	0	1.4	1	2	1	0	1	3	6.3	
Bridgeport	12/12/2021	*	23:14	0-4	.000	0-2	.000	0-0	.000	0	0	0	1.3	1	2	2	0	0	0	5.5	
Franklin Pierce	12/18/2021	*	17:18	1-5	.200	0-3	.000	0-0	.000	0	2	2	1.3	1	2	1	0	0	2	5.1	
at Dist. Columbia	12/20/2021	*	31:00	7-12	.583	3-6	.500	0-0	.000	3	5	8	2.0	1	4	1	1	1	17	6.3	
Pace	01/05/2022	*	37:59	3-4	.750	1-2	.500	2-2	1.000	0	1	1	1.9	0	6	1	0	2	9	6.5	
at D'Youville	01/08/2022	*	33:21	1-10	.100	0-6	.000	0-0	.000	1	3	4	2.1	0	4	0	0	1	2	6.2	
Molloy	01/14/2022	*	22:26	3-6	.500	1-1	1.000	0-0	.000	0	3	3	2.2	1	1	2	0	0	7	6.2	
Queens (NY)	01/16/2022	*	25:13	2-5	.400	1-3	.333	0-0	.000	1	0	1	2.1	0	3	1	0	0	5	6.1	
at St. Thomas Aquinas	01/21/2022	*	34:00	3-7	.429	3-6	.500	0-0	.000	0	3	3	2.1	0	3	4	0	2	9	6.3	
at Mercy	01/23/2022	*	37:59	4-7	.571	2-4	.500	2-2	1.000	1	5	6	2.4	0	4	1	0	1	12	6.7	
Staten Island	01/28/2022	*	20:13	4-6	.667	3-3	1.000	0-0	.000	0	4	4	2.5	1	6	1	0	1	11	6.9	
Dist. Columbia	01/30/2022	*	34:34	2-7	.286	1-4	.250	3-4	.750	0	2	2	2.4	1	1	5	1	2	8	7.0	
at Roberts Wesleyan	02/02/2022	*	29:02	1-9	.111	0-4	.000	0-0	.000	0	3	3	2.5	4	5	3	0	1	2	6.7	
at Bridgeport	02/05/2022	*	22:00	4-6	.667	2-3	.667	0-0	.000	0	2	2	2.5	3	8	2	0	1	10	6.9	
D'Youville	02/09/2022	*	25:12	3-8	.375	2-5	.400	0-0	.000	0	3	3	2.5	1	4	3	0	2	8	7.0	
Totals		21	618:25	55-139	.396	27-74	.365	9-12	.750	7	45	52	2.5	23	69	33	3	23	146	7.0	

Player Averages

Games Played	Minutes/game	Points/game	FG Pct	3FG Pct	FT Pct	Rebounds/game	Assists/game	Turnovers/game	Assist/Turnover ratio	Steals/game	Blocks/game
21	29.4	7.0	39.6	36.5	75.0	2.5	3.3	1.6	2.1	1.1	0.1



**2021-22 Daemen Men's Basketball
Individual Game-by-Game
All games**

Page 4/17
as of Feb 17, 2022

#10 BOOK, Trevor

Opponent	Date	GS	MIN	Total		3-Pointers		Free throws		Rebounds				PF	A	TO	BLK	STL	PTS	AVG
				FG-FGA	PCT	3FG-3FGA	PCT	FT-FTA	PCT	OFF	DEF	TOT	AVG							
at Mercyhurst	11/18/2021		09:33	1-1	1.000	0-0	.000	1-2	.500	1	1	2	2.0	0	0	1	0	0	3	3.0
at Staten Island	11/23/2021		07:00	0-2	.000	0-1	.000	0-0	.000	1	2	3	2.5	0	0	0	0	0	0	1.5
Roberts Wesleyan	12/08/2021		00:11	0-0	.000	0-0	.000	0-0	.000	0	0	0	1.7	0	0	0	0	0	0	1.0
Pace	01/05/2022		02:16	0-0	.000	0-0	.000	0-0	.000	0	0	0	1.3	0	0	0	0	0	0	0.8
at D'Youville	01/08/2022		03:05	0-0	.000	0-0	.000	0-0	.000	0	0	0	1.0	1	0	0	0	0	0	0.6
Molloy	01/14/2022		05:55	1-2	.500	0-0	.000	0-0	.000	0	1	1	1.0	0	0	0	0	0	2	0.8
at St. Thomas Aquinas	01/21/2022		02:00	0-0	.000	0-0	.000	0-0	.000	0	0	0	0.9	0	0	0	0	0	0	0.7
Staten Island	01/28/2022		14:43	2-4	.500	0-1	.000	0-0	.000	0	4	4	1.3	2	1	2	0	0	4	1.1
at Roberts Wesleyan	02/02/2022		02:33	1-1	1.000	1-1	1.000	2-2	1.000	1	0	1	1.2	1	0	1	0	0	5	1.6
at Bridgeport	02/05/2022		09:00	1-2	.500	0-1	.000	0-0	.000	0	3	3	1.4	2	1	2	0	1	2	1.6
D'Youville	02/09/2022		11:22	1-3	.333	0-1	.000	0-0	.000	1	0	1	1.4	2	1	0	0	0	2	1.6
Totals		0	67:38	7-15	.467	1-5	.200	3-4	.750	4	11	15	1.4	8	3	6	0	1	18	1.6

Player Averages

Games Played	Minutes/ game	Points/ game	FG Pct	3FG Pct	FT Pct	Rebounds/ game	Assists/ game	Turnovers/ game	Assist/Turnover ratio	Steals/ game	Blocks/ game
11	6.1	1.6	46.7	20.0	75.0	1.4	0.3	0.5	0.5	0.1	0.0



**2021-22 Daemen Men's Basketball
Individual Game-by-Game
All games**

Page 5/17
as of Feb 17, 2022

#11 JOHNSON, Juston

Opponent	Date	GS	MIN	Total		3-Pointers		Free throws		Rebounds				PF	A	TO	BLK	STL	PTS	AVG
				FG-FGA	PCT	3FG-3FGA	PCT	FT-FTA	PCT	OFF	DEF	TOT	AVG							
vs MSU Moorhead	10/29/2021		06:49	0-0	.000	0-0	.000	0-0	.000	0	0	0	0.0	1	0	0	0	0	0	0.0
vs Colorado Mesa	10/30/2021		12:05	2-3	.667	1-2	.500	1-1	1.000	0	0	0	0.0	0	0	1	0	1	6	3.0
at West Tex. A&M	10/31/2021		05:21	0-0	.000	0-0	.000	0-0	.000	0	0	0	0.0	2	0	0	0	0	0	2.0
at Mercyhurst	11/18/2021		16:19	1-3	.333	0-1	.000	0-0	.000	0	1	1	0.3	0	1	3	0	0	2	2.0
at Staten Island	11/23/2021		07:00	0-0	.000	0-0	.000	0-0	.000	0	0	0	0.2	0	0	0	0	0	0	1.6
Saint Rose	11/27/2021		10:09	0-0	.000	0-0	.000	0-0	.000	0	1	1	0.3	0	1	0	0	0	0	1.3
at West Liberty	11/29/2021		06:00	0-0	.000	0-0	.000	0-0	.000	0	0	0	0.3	1	0	1	0	0	0	1.1
at Le Moyne	12/06/2021		08:43	1-1	1.000	1-1	1.000	0-0	.000	0	1	1	0.4	1	2	2	0	1	3	1.4
Roberts Wesleyan	12/08/2021	*	29:05	1-5	.200	0-1	.000	3-4	.750	0	1	1	0.4	1	4	2	1	1	5	1.8
Bridgeport	12/12/2021		16:46	2-6	.333	2-4	.500	0-0	.000	2	3	5	0.9	1	1	2	1	0	6	2.2
Franklin Pierce	12/18/2021		12:50	1-4	.250	0-1	.000	0-0	.000	1	0	1	0.9	1	1	0	0	1	2	2.2
at Dist. Columbia	12/20/2021		09:00	0-1	.000	0-1	.000	0-0	.000	0	0	0	0.8	0	1	2	0	0	0	2.0
Molloy	01/14/2022		17:56	1-3	.333	0-1	.000	2-2	1.000	0	1	1	0.8	1	2	1	0	1	4	2.2
Queens (NY)	01/16/2022		14:24	2-4	.500	0-1	.000	2-2	1.000	0	0	0	0.8	2	1	1	0	1	6	2.4
at St. Thomas Aquinas	01/21/2022		06:00	0-0	.000	0-0	.000	0-0	.000	0	0	0	0.7	1	0	2	0	0	0	2.3
at Mercy	01/23/2022		02:01	0-0	.000	0-0	.000	0-0	.000	0	0	0	0.7	1	0	1	0	0	0	2.1
Staten Island	01/28/2022		11:44	1-2	.500	0-0	.000	1-2	.500	0	0	0	0.6	3	2	1	0	0	3	2.2
Dist. Columbia	01/30/2022		05:26	1-1	1.000	0-0	.000	0-0	.000	0	0	0	0.6	2	0	0	0	0	2	2.2
Totals		1	197:38	13-33	.394	4-13	.308	9-11	.818	3	8	11	0.6	18	16	19	2	6	39	2.2

Player Averages

Games Played	Minutes/game	Points/game	FG Pct	3FG Pct	FT Pct	Rebounds/game	Assists/game	Turnovers/game	Assist/Turnover ratio	Steals/game	Blocks/game
18	11.0	2.2	39.4	30.8	81.8	0.6	0.9	1.1	0.8	0.3	0.1



2021-22 Daemen Men's Basketball
Individual Game-by-Game
All games

Page 6/17
as of Feb 17, 2022

#12 HIGGINS, Patrick

Opponent	Date	GS	MIN	Total		3-Pointers		Free throws		Rebounds											
				FG-FGA	PCT	3FG-3FGA	PCT	FT-FTA	PCT	OFF	DEF	TOT	AVG	PF	A	TO	BLK	STL	PTS	AVG	
vs Colorado Mesa	10/30/2021		01:17	0-1	.000	0-0	.000	0-0	.000	0	0	0	0.0	0	0	0	0	0	0	0.0	
Roberts Wesleyan	12/08/2021		10:44	1-3	.333	0-2	.000	0-0	.000	0	0	0	0.0	0	1	2	0	0	2	1.0	
Totals		0	12:01	1-4	.250	0-2	.000	0-0	.000	0	0	0	0.0	0	1	2	0	0	2	1.0	

Player Averages

Games Played	Minutes/ game	Points/ game	FG Pct	3FG Pct	FT Pct	Rebounds/ game	Assists/ game	Turnovers/ game	Assist/Turnover ratio	Steals/ game	Blocks/ game
2	6.0	1.0	25.0	0.0	0.0	0.0	0.5	1.0	0.5	0.0	0.0



**2021-22 Daemen Men's Basketball
Individual Game-by-Game
All games**

Page 7/17
as of Feb 17, 2022

#13 MACDONALD, Nick

Opponent	Date	GS	MIN	Total		3-Pointers		Free throws		Rebounds				PF	A	TO	BLK	STL	PTS	AVG
				FG-FGA	PCT	3FG-3FGA	PCT	FT-FTA	PCT	OFF	DEF	TOT	AVG							
vs MSU Moorhead	10/29/2021		27:50	5-9	.556	4-6	.667	3-4	.750	1	2	3	3.0	0	3	1	0	2	17	17.0
vs Colorado Mesa	10/30/2021		21:21	2-5	.400	1-3	.333	4-4	1.000	0	2	2	2.5	1	1	3	0	1	9	13.0
at West Tex. A&M	10/31/2021		18:44	1-5	.200	1-4	.250	0-0	.000	0	1	1	2.0	1	0	3	0	1	3	9.7
at Mercyhurst	11/18/2021	*	31:21	0-3	.000	0-2	.000	0-0	.000	0	1	1	1.8	1	0	3	0	1	0	7.3
at Staten Island	11/23/2021		21:00	2-7	.286	2-6	.333	3-3	1.000	1	2	3	2.0	0	3	1	0	1	9	7.6
Saint Rose	11/27/2021		15:20	3-7	.429	2-5	.400	2-2	1.000	1	0	1	1.8	1	3	2	0	0	10	8.0
at West Liberty	11/29/2021		16:00	1-3	.333	0-1	.000	0-1	.000	1	1	2	1.9	3	1	4	0	0	2	7.1
at Le Moyne	12/06/2021		17:30	1-4	.250	1-4	.250	0-0	.000	0	2	2	1.9	0	4	1	0	0	3	6.6
Roberts Wesleyan	12/08/2021		16:54	0-3	.000	0-2	.000	0-0	.000	0	3	3	2.0	0	2	3	0	0	0	5.9
Bridgeport	12/12/2021		19:00	2-5	.400	1-4	.250	3-3	1.000	0	2	2	2.0	1	0	2	1	0	8	6.1
Franklin Pierce	12/18/2021		24:07	5-10	.500	2-5	.400	4-4	1.000	1	0	1	1.9	1	0	2	0	0	16	7.0
at Dist. Columbia	12/20/2021		27:00	1-6	.167	1-6	.167	2-2	1.000	0	1	1	1.8	2	3	2	0	1	5	6.8
Pace	01/05/2022		21:29	4-7	.571	4-6	.667	6-6	1.000	0	1	1	1.8	0	1	0	0	2	18	7.7
at D'Youville	01/08/2022		23:42	3-7	.429	3-5	.600	4-5	.800	0	1	1	1.7	2	1	1	0	0	13	8.1
Molloy	01/14/2022		17:59	4-6	.667	1-3	.333	0-0	.000	0	2	2	1.7	1	0	0	0	1	9	8.1
Queens (NY)	01/16/2022		21:02	4-5	.800	2-3	.667	0-0	.000	1	1	2	1.8	0	3	1	0	0	10	8.3
at St. Thomas Aquinas	01/21/2022		17:00	1-3	.333	1-2	.500	2-2	1.000	0	1	1	1.7	0	2	0	0	1	5	8.1
at Mercy	01/23/2022		12:57	0-2	.000	0-2	.000	0-0	.000	0	0	0	1.6	1	0	2	0	0	0	7.6
Staten Island	01/28/2022		17:12	2-5	.400	1-3	.333	2-2	1.000	2	1	3	1.7	1	2	0	0	0	7	7.6
Dist. Columbia	01/30/2022		17:40	0-3	.000	0-2	.000	0-0	.000	0	0	0	1.6	0	2	2	0	0	0	7.2
at Roberts Wesleyan	02/02/2022		19:09	3-8	.375	3-5	.600	0-0	.000	1	1	2	1.6	1	4	1	0	1	9	7.3
at Bridgeport	02/05/2022		23:00	6-9	.667	4-7	.571	0-0	.000	0	2	2	1.6	0	4	2	0	0	16	7.7
D'Youville	02/09/2022		16:58	2-5	.400	2-4	.500	0-0	.000	0	1	1	1.6	2	2	0	0	0	6	7.6
Totals		1	464:14	52-127	.409	36-90	.400	35-38	.921	9	28	37	1.6	19	41	36	1	12	175	7.6

Player Averages

Games Played	Minutes/ game	Points/ game	FG Pct	3FG Pct	FT Pct	Rebounds/ game	Assists/ game	Turnovers/ game	Assist/Turnover ratio	Steals/ game	Blocks/ game
23	20.2	7.6	40.9	40.0	92.1	1.6	1.8	1.6	1.1	0.5	0.0



**2021-22 Daemen Men's Basketball
Individual Game-by-Game
All games**

Page 8/17
as of Feb 17, 2022

#15 MASON, Andrew

Opponent	Date	GS	MIN	Total		3-Pointers		Free throws		Rebounds				PF	A	TO	BLK	STL	PTS	AVG
				FG-FGA	PCT	3FG-3FGA	PCT	FT-FTA	PCT	OFF	DEF	TOT	AVG							
vs MSU Moorhead	10/29/2021	*	24:46	3-4	.750	3-3	1.000	1-2	.500	1	1	2	2.0	1	1	2	0	1	10	10.0
vs Colorado Mesa	10/30/2021	*	25:00	3-8	.375	2-5	.400	0-0	.000	1	2	3	2.5	2	1	1	0	1	8	9.0
at West Tex. A&M	10/31/2021	*	28:32	5-8	.625	4-6	.667	0-1	.000	0	2	2	2.3	1	3	3	0	0	14	10.7
Saint Rose	11/27/2021		09:47	0-1	.000	0-1	.000	0-0	.000	1	0	1	2.0	1	2	0	0	0	0	8.0
at West Liberty	11/29/2021	*	36:00	5-11	.455	3-6	.500	0-0	.000	1	8	9	3.4	0	0	2	0	2	13	9.0
at Le Moyne	12/06/2021	*	28:15	4-8	.500	2-6	.333	0-0	.000	0	1	1	3.0	2	0	1	0	1	10	9.2
Roberts Wesleyan	12/08/2021	*	35:21	4-10	.400	4-8	.500	2-2	1.000	0	5	5	3.3	2	2	2	0	1	14	9.9
Bridgeport	12/12/2021	*	28:22	6-13	.462	3-9	.333	0-0	.000	0	7	7	3.8	0	6	0	0	1	15	10.5
Franklin Pierce	12/18/2021	*	26:22	3-5	.600	2-3	.667	0-0	.000	1	4	5	3.9	1	2	0	0	0	8	10.2
at Dist. Columbia	12/20/2021	*	33:00	3-6	.500	2-5	.400	0-0	.000	1	5	6	4.1	0	2	0	0	0	8	10.0
Pace	01/05/2022	*	35:03	4-5	.800	4-5	.800	0-0	.000	0	4	4	4.1	2	2	2	0	1	12	10.2
at D'Youville	01/08/2022	*	37:17	4-8	.500	3-7	.429	2-2	1.000	1	6	7	4.3	0	6	1	0	1	13	10.4
Molloy	01/14/2022	*	23:22	3-5	.600	2-3	.667	0-0	.000	1	3	4	4.3	0	2	0	0	0	8	10.2
Queens (NY)	01/16/2022	*	24:39	4-9	.444	3-7	.429	0-0	.000	0	1	1	4.1	1	2	3	0	0	11	10.3
at St. Thomas Aquinas	01/21/2022	*	36:00	3-6	.500	2-5	.400	0-0	.000	1	5	6	4.2	1	6	2	0	0	8	10.1
at Mercy	01/23/2022	*	32:27	4-7	.571	3-6	.500	0-0	.000	0	5	5	4.3	0	2	2	1	1	11	10.2
Staten Island	01/28/2022	*	16:59	3-4	.750	3-3	1.000	2-2	1.000	0	2	2	4.1	0	0	0	0	0	11	10.2
Dist. Columbia	01/30/2022	*	29:10	0-5	.000	0-3	.000	0-0	.000	0	2	2	4.0	0	1	2	0	3	0	9.7
at Roberts Wesleyan	02/02/2022	*	28:27	5-10	.500	4-6	.667	0-0	.000	1	5	6	4.1	0	3	0	0	1	14	9.9
at Bridgeport	02/05/2022	*	19:00	3-8	.375	2-7	.286	0-0	.000	0	1	1	4.0	0	1	0	0	0	8	9.8
D'Youville	02/09/2022	*	24:55	5-7	.714	3-5	.600	0-0	.000	0	4	4	4.0	1	2	0	0	1	13	10.0
Totals		20	582:44	74-148	.500	54-109	.495	7-9	.778	10	73	83	4.0	15	46	23	1	15	209	10.0

Player Averages

Games Played	Minutes/game	Points/game	FG Pct	3FG Pct	FT Pct	Rebounds/game	Assists/game	Turnovers/game	Assist/Turnover ratio	Steals/game	Blocks/game
21	27.7	10.0	50.0	49.5	77.8	4.0	2.2	1.1	2.0	0.7	0.0



2021-22 Daemen Men's Basketball
Individual Game-by-Game
All games

Page 9/17
as of Feb 17, 2022

#21 OSORIO, Sayeed

Opponent	Date	GS	MIN	Total		3-Pointers		Free throws		Rebounds				PF	A	TO	BLK	STL	PTS	AVG
				FG-FGA	PCT	3FG-3FGA	PCT	FT-FTA	PCT	OFF	DEF	TOT	AVG							
at Staten Island	11/23/2021		01:00	0-0	.000	0-0	.000	0-0	.000	0	0	0	0.0	0	0	0	0	0	0	0.0
Roberts Wesleyan	12/08/2021		00:01	0-0	.000	0-0	.000	0-0	.000	0	0	0	0.0	0	0	0	0	0	0	0.0
Pace	01/05/2022		00:07	0-0	.000	0-0	.000	0-0	.000	0	0	0	0.0	0	0	0	0	0	0	0.0
at D'Youville	01/08/2022		00:22	0-0	.000	0-0	.000	0-0	.000	0	1	1	0.3	0	0	0	0	0	0	0.0
Molloy	01/14/2022		01:49	1-2	.500	0-0	.000	0-0	.000	0	0	0	0.2	0	1	0	0	1	2	0.4
Staten Island	01/28/2022		04:26	2-3	.667	0-0	.000	0-0	.000	0	0	0	0.2	1	0	1	0	0	4	1.0
at Roberts Wesleyan	02/02/2022		01:40	0-0	.000	0-0	.000	0-0	.000	0	0	0	0.1	0	0	0	0	0	0	0.9
at Bridgeport	02/05/2022		02:00	0-1	.000	0-0	.000	1-2	.500	0	1	1	0.3	0	1	2	0	1	1	0.9
D'Youville	02/09/2022		07:30	3-3	1.000	1-1	1.000	1-1	1.000	0	1	1	0.3	0	0	0	0	2	8	1.7
Totals		0	18:55	6-9	.667	1-1	1.000	2-3	.667	0	3	3	0.3	1	2	3	0	4	15	1.7

Player Averages

Games Played	Minutes/ game	Points/ game	FG Pct	3FG Pct	FT Pct	Rebounds/ game	Assists/ game	Turnovers/ game	Assist/Turnover ratio	Steals/ game	Blocks/ game
9	2.1	1.7	66.7	100.0	66.7	0.3	0.2	0.3	0.7	0.4	0.0



**2021-22 Daemen Men's Basketball
Individual Game-by-Game
All games**

Page 10/17
as of Feb 17, 2022

#22 SISCHO, Andrew

Opponent	Date	GS	MIN	Total		3-Pointers		Free throws		Rebounds				PF	A	TO	BLK	STL	PTS	AVG
				FG-FGA	PCT	3FG-3FGA	PCT	FT-FTA	PCT	OFF	DEF	TOT	AVG							
vs MSU Moorhead	10/29/2021	*	34:30	6-15	.400	1-2	.500	3-6	.500	2	13	15	15.0	2	0	3	1	1	16	16.0
vs Colorado Mesa	10/30/2021	*	18:38	3-7	.429	0-0	.000	3-5	.600	0	7	7	11.0	3	0	2	0	0	9	12.5
at West Tex. A&M	10/31/2021	*	33:59	9-13	.692	0-1	.000	0-0	.000	5	10	15	12.3	4	0	3	1	0	18	14.3
at Mercyhurst	11/18/2021	*	32:47	12-16	.750	0-0	.000	4-5	.800	5	8	13	12.5	3	0	3	0	0	28	17.8
at Staten Island	11/23/2021	*	33:00	10-15	.667	1-1	1.000	3-3	1.000	7	4	11	12.2	2	0	3	1	0	24	19.0
Saint Rose	11/27/2021	*	34:41	15-21	.714	1-1	1.000	6-10	.600	5	9	14	12.5	1	0	1	1	0	37	22.0
at West Liberty	11/29/2021	*	36:00	9-15	.600	0-0	.000	3-6	.500	5	8	13	12.6	4	0	6	2	2	21	21.9
at Le Moyne	12/06/2021	*	38:02	11-22	.500	0-1	.000	6-6	1.000	8	10	18	13.3	1	2	1	0	0	28	22.6
Roberts Wesleyan	12/08/2021	*	36:39	14-18	.778	0-0	.000	3-6	.500	8	7	15	13.4	3	3	2	0	0	31	23.6
Bridgeport	12/12/2021	*	36:23	6-12	.500	0-1	.000	0-1	.000	5	7	12	13.3	3	0	1	1	0	12	22.4
Franklin Pierce	12/18/2021	*	34:29	8-17	.471	1-1	1.000	3-5	.600	4	13	17	13.6	5	2	3	1	1	20	22.2
at Dist. Columbia	12/20/2021	*	33:00	10-18	.556	0-1	.000	3-5	.600	3	13	16	13.8	4	7	4	0	0	23	22.3
Pace	01/05/2022	*	35:07	6-18	.333	0-1	.000	12-14	.857	3	10	13	13.8	3	1	2	1	2	24	22.4
at D'Youville	01/08/2022	*	34:07	12-18	.667	0-0	.000	12-18	.667	9	7	16	13.9	4	0	2	1	1	36	23.4
Molloy	01/14/2022	*	26:30	5-9	.556	0-0	.000	3-4	.750	4	5	9	13.6	2	0	2	0	1	13	22.7
Queens (NY)	01/16/2022	*	29:44	7-15	.467	0-0	.000	2-4	.500	6	10	16	13.8	3	0	1	0	0	16	22.3
at St. Thomas Aquinas	01/21/2022	*	30:00	6-11	.545	0-1	.000	0-4	.000	5	11	16	13.9	5	4	5	0	1	12	21.6
at Mercy	01/23/2022	*	34:28	13-16	.813	0-0	.000	7-10	.700	3	10	13	13.8	3	0	3	1	0	33	22.3
Staten Island	01/28/2022	*	21:48	7-13	.538	0-1	.000	0-1	.000	0	5	5	13.4	1	2	2	0	0	14	21.8
Dist. Columbia	01/30/2022	*	35:03	13-19	.684	0-0	.000	9-13	.692	2	11	13	13.4	1	0	2	2	0	35	22.5
at Roberts Wesleyan	02/02/2022	*	25:38	11-13	.846	0-0	.000	1-2	.500	3	11	14	13.4	2	3	3	1	1	23	22.5
at Bridgeport	02/05/2022	*	24:00	6-8	.750	0-0	.000	6-7	.857	3	5	8	13.1	1	2	3	1	2	18	22.3
D'Youville	02/09/2022	*	19:50	3-12	.250	0-1	.000	7-11	.636	9	12	21	13.5	1	1	1	0	1	13	21.9
Totals		23	718:21	202-341	.592	4-13	.308	96-146	.658	104	206	310	13.5	61	27	58	15	13	504	21.9

Player Averages

Games Played	Minutes/game	Points/game	FG Pct	3FG Pct	FT Pct	Rebounds/game	Assists/game	Turnovers/game	Assist/Turnover ratio	Steals/game	Blocks/game
23	31.2	21.9	59.2	30.8	65.8	13.5	1.2	2.5	0.5	0.6	0.7



2021-22 Daemen Men's Basketball
Individual Game-by-Game
All games

Page 11/17
as of Feb 17, 2022

#23 HEMPHILL, Justin

Opponent	Date	GS	MIN	Total		3-Pointers		Free throws		Rebounds											
				FG-FGA	PCT	3FG-3FGA	PCT	FT-FTA	PCT	OFF	DEF	TOT	AVG	PF	A	TO	BLK	STL	PTS	AVG	
vs MSU Moorhead	10/29/2021		05:12	0-0	.000	0-0	.000	0-0	.000	0	1	1	1.0	2	1	2	0	0	0	0.0	
vs Colorado Mesa	10/30/2021		05:36	0-2	.000	0-0	.000	0-0	.000	0	1	1	1.0	1	1	1	1	1	0	0.0	
at West Tex. A&M	10/31/2021		05:59	0-0	.000	0-0	.000	0-0	.000	0	1	1	1.0	1	0	1	0	0	0	0.0	
at Mercyhurst	11/18/2021		07:13	1-1	1.000	0-0	.000	0-0	.000	0	0	0	0.8	0	0	1	1	0	2	0.5	
at Staten Island	11/23/2021		06:00	0-1	.000	0-0	.000	1-2	.500	0	3	3	1.2	2	0	1	0	0	1	0.6	
at West Liberty	11/29/2021		04:00	0-0	.000	0-0	.000	1-2	.500	0	1	1	1.2	1	0	0	1	0	1	0.7	
Totals		0	33:60	1-4	.250	0-0	.000	2-4	.500	0	7	7	1.2	7	2	6	3	1	4	0.7	

Player Averages

Games Played	Minutes/game	Points/game	FG Pct	3FG Pct	FT Pct	Rebounds/game	Assists/game	Turnovers/game	Assist/Turnover ratio	Steals/game	Blocks/game
6	5.7	0.7	25.0	0.0	50.0	1.2	0.3	1.0	0.3	0.2	0.5



2021-22 Daemen Men's Basketball
Individual Game-by-Game
All games

Page 12/17
as of Feb 17, 2022

#24 BASDEN, Ziv

Opponent	Date	GS	MIN	Total		3-Pointers		Free throws		Rebounds				PF	A	TO	BLK	STL	PTS	AVG
				FG-FGA	PCT	3FG-3FGA	PCT	FT-FTA	PCT	OFF	DEF	TOT	AVG							
at Staten Island	11/23/2021		01:00	0-0	.000	0-0	.000	0-0	.000	0	0	0	0.0	0	0	1	0	0	0	0.0
Roberts Wesleyan	12/08/2021		00:11	0-0	.000	0-0	.000	0-0	.000	0	0	0	0.0	0	0	0	0	0	0	0.0
Pace	01/05/2022		00:07	0-0	.000	0-0	.000	0-0	.000	0	0	0	0.0	0	0	0	0	0	0	0.0
at D'Youville	01/08/2022		03:24	0-1	.000	0-0	.000	0-0	.000	0	1	1	0.3	2	0	0	0	0	0	0.0
Molloy	01/14/2022		03:21	0-0	.000	0-0	.000	0-0	.000	0	1	1	0.4	1	2	0	0	0	0	0.0
Staten Island	01/28/2022		08:39	3-6	.500	0-1	.000	1-1	1.000	1	0	1	0.5	3	1	0	1	1	7	1.2
at Roberts Wesleyan	02/02/2022		01:40	1-2	.500	0-0	.000	0-0	.000	0	0	0	0.4	0	0	0	0	0	2	1.3
at Bridgeport	02/05/2022		02:00	0-0	.000	0-0	.000	0-0	.000	0	0	0	0.4	0	0	0	0	0	0	1.1
D'Youville	02/09/2022		07:30	2-3	.667	0-0	.000	0-0	.000	0	0	0	0.3	2	1	1	1	0	4	1.4
Totals		0	27:52	6-12	.500	0-1	.000	1-1	1.000	1	2	3	0.3	8	4	2	2	1	13	1.4

Player Averages

Games Played	Minutes/game	Points/game	FG Pct	3FG Pct	FT Pct	Rebounds/game	Assists/game	Turnovers/game	Assist/Turnover ratio	Steals/game	Blocks/game
9	3.1	1.4	50.0	0.0	100.0	0.3	0.4	0.2	2.0	0.1	0.2



2021-22 Daemen Men's Basketball
Individual Game-by-Game
All games

Page 13/17
as of Feb 17, 2022

#25 BRADLEY, Ryan

Opponent	Date	GS	MIN	Total		3-Pointers		Free throws		Rebounds				PF	A	TO	BLK	STL	PTS	AVG
				FG-FGA	PCT	3FG-3FGA	PCT	FT-FTA	PCT	OFF	DEF	TOT	AVG							
vs MSU Moorhead	10/29/2021		14:38	1-4	.250	0-0	.000	0-0	.000	0	4	4	4.0	1	2	0	0	0	2	2.0
vs Colorado Mesa	10/30/2021		21:55	1-3	.333	0-0	.000	0-0	.000	0	2	2	3.0	3	0	1	1	1	2	2.0
at West Tex. A&M	10/31/2021		11:26	2-3	.667	0-1	.000	4-4	1.000	1	4	5	3.7	0	0	0	0	0	8	4.0
at Mercyhurst	11/18/2021	*	29:54	4-10	.400	1-1	1.000	0-0	.000	2	5	7	4.5	4	2	4	0	0	9	5.3
at Staten Island	11/23/2021	*	23:00	7-11	.636	0-0	.000	1-3	.333	2	7	9	5.4	1	0	1	2	2	15	7.2
Saint Rose	11/27/2021	*	12:39	1-6	.167	0-0	.000	0-0	.000	0	2	2	4.8	2	0	1	0	0	2	6.3
Roberts Wesleyan	12/08/2021		03:10	1-2	.500	0-0	.000	2-2	1.000	1	0	1	4.3	0	0	0	0	0	4	6.0
Bridgeport	12/12/2021		12:12	1-4	.250	0-1	.000	0-0	.000	4	3	7	4.6	0	3	1	1	0	2	5.5
Totals		3	128:54	18-43	.419	1-3	.333	7-9	.778	10	27	37	4.6	11	7	8	4	3	44	5.5

Player Averages

Games Played	Minutes/game	Points/game	FG Pct	3FG Pct	FT Pct	Rebounds/game	Assists/game	Turnovers/game	Assist/Turnover ratio	Steals/game	Blocks/game
8	16.1	5.5	41.9	33.3	77.8	4.6	0.9	1.0	0.9	0.4	0.5



2021-22 Daemen Men's Basketball
Individual Game-by-Game
All games

Page 14/17
as of Feb 17, 2022

#30 VEIGA, Zecaree

Opponent	Date	GS	MIN	Total		3-Pointers		Free throws		Rebounds											
				FG-FGA	PCT	3FG-3FGA	PCT	FT-FTA	PCT	OFF	DEF	TOT	AVG	PF	A	TO	BLK	STL	PTS	AVG	
at Staten Island	11/23/2021		01:00	1-1	1.000	1-1	1.000	0-0	.000	0	0	0	0.0	0	0	0	0	0	3	3.0	
Saint Rose	11/27/2021		01:05	0-0	.000	0-0	.000	0-0	.000	0	1	1	0.5	1	0	0	0	0	0	1.5	
at West Liberty	11/29/2021		02:00	0-0	.000	0-0	.000	0-0	.000	0	1	1	0.7	0	0	1	0	0	0	1.0	
at Le Moyne	12/06/2021		10:56	3-5	.600	0-1	.000	0-0	.000	1	0	1	0.8	0	0	0	1	0	6	2.3	
Roberts Wesleyan	12/08/2021		04:28	0-2	.000	0-2	.000	0-0	.000	0	2	2	1.0	1	0	0	0	0	0	1.8	
Bridgeport	12/12/2021		03:03	0-1	.000	0-0	.000	0-0	.000	0	1	1	1.0	1	1	0	0	0	0	1.5	
Franklin Pierce	12/18/2021		06:60	2-4	.500	0-1	.000	1-1	1.000	0	1	1	1.0	1	0	0	0	0	5	2.0	
at Dist. Columbia	12/20/2021		09:00	1-2	.500	1-1	1.000	0-0	.000	0	0	0	0.9	1	0	1	0	0	3	2.1	
Pace	01/05/2022		07:27	2-3	.667	1-2	.500	0-0	.000	0	0	0	0.8	1	0	2	0	0	5	2.4	
Molloy	01/14/2022		09:47	2-2	1.000	2-2	1.000	1-2	.500	0	2	2	0.9	0	1	1	0	1	7	2.9	
Queens (NY)	01/16/2022		14:34	0-0	.000	0-0	.000	0-0	.000	0	4	4	1.2	3	3	0	0	0	0	2.6	
at St. Thomas Aquinas	01/21/2022		02:00	0-1	.000	0-0	.000	2-2	1.000	1	1	2	1.3	1	0	1	0	0	2	2.6	
at Mercy	01/23/2022		01:22	0-0	.000	0-0	.000	0-0	.000	0	0	0	1.2	0	0	0	0	0	0	2.4	
Staten Island	01/28/2022		20:54	2-6	.333	0-2	.000	0-0	.000	2	3	5	1.4	2	2	0	0	1	4	2.5	
Dist. Columbia	01/30/2022		02:27	0-1	.000	0-1	.000	0-0	.000	0	1	1	1.4	1	0	1	0	0	0	2.3	
at Roberts Wesleyan	02/02/2022		10:25	1-2	.500	0-0	.000	2-2	1.000	1	1	2	1.4	1	2	0	0	0	4	2.4	
at Bridgeport	02/05/2022		17:00	2-7	.286	0-0	.000	2-2	1.000	0	1	1	1.4	0	0	0	0	0	6	2.6	
D'Youville	02/09/2022		15:05	4-5	.800	1-1	1.000	2-2	1.000	0	2	2	1.4	2	2	0	0	0	11	3.1	
Totals		0	139:33	20-42	.476	6-14	.429	10-11	.909	5	21	26	1.4	16	11	7	1	2	56	3.1	

Player Averages

Games Played	Minutes/ game	Points/ game	FG Pct	3FG Pct	FT Pct	Rebounds/ game	Assists/ game	Turnovers/ game	Assist/Turnover ratio	Steals/ game	Blocks/ game
18	7.8	3.1	47.6	42.9	90.9	1.4	0.6	0.4	1.6	0.1	0.1



**2021-22 Daemen Men's Basketball
Individual Game-by-Game
All games**

Page 15/17
as of Feb 17, 2022

#33 ATKINS, Joey

Opponent	Date	GS	MIN	Total		3-Pointers		Free throws		Rebounds				PF	A	TO	BLK	STL	PTS	AVG
				FG-FGA	PCT	3FG-3FGA	PCT	FT-FTA	PCT	OFF	DEF	TOT	AVG							
vs MSU Moorhead	10/29/2021		13:48	1-1	1.000	0-0	.000	3-4	.750	0	3	3	3.0	1	0	1	0	0	5	5.0
vs Colorado Mesa	10/30/2021		11:33	0-1	.000	0-0	.000	5-6	.833	1	2	3	3.0	2	0	2	2	2	5	5.0
at West Tex. A&M	10/31/2021		04:06	0-1	.000	0-0	.000	0-0	.000	0	0	0	2.0	1	0	1	1	0	0	3.3
at Mercyhurst	11/18/2021		12:56	0-3	.000	0-0	.000	1-2	.500	1	2	3	2.3	0	1	1	1	0	1	2.8
at Staten Island	11/23/2021		10:00	3-3	1.000	0-0	.000	1-2	.500	2	0	2	2.2	2	0	3	0	2	7	3.6
Saint Rose	11/27/2021		18:21	1-2	.500	0-0	.000	3-6	.500	0	5	5	2.7	1	0	1	2	1	5	3.8
at West Liberty	11/29/2021		04:00	0-2	.000	0-0	.000	0-0	.000	1	1	2	2.6	0	0	1	0	0	0	3.3
at Le Moyne	12/06/2021		03:26	0-1	.000	0-0	.000	0-0	.000	1	1	2	2.5	1	0	3	1	0	0	2.9
Roberts Wesleyan	12/08/2021		04:02	0-0	.000	0-0	.000	2-4	.500	0	1	1	2.3	1	0	0	0	0	2	2.8
Bridgeport	12/12/2021		03:01	0-0	.000	0-0	.000	0-0	.000	0	0	0	2.1	0	0	1	0	0	0	2.5
Franklin Pierce	12/18/2021		10:21	2-3	.667	0-0	.000	0-0	.000	0	4	4	2.3	0	0	1	0	0	4	2.6
at Dist. Columbia	12/20/2021		11:00	3-5	.600	0-0	.000	0-0	.000	1	2	3	2.3	4	0	0	1	0	6	2.9
Molloy	01/14/2022		11:09	5-7	.714	0-0	.000	1-2	.500	3	1	4	2.5	2	0	2	2	1	11	3.5
Queens (NY)	01/16/2022		11:03	1-2	.500	0-0	.000	1-2	.500	0	3	3	2.5	2	2	0	4	0	3	3.5
at St. Thomas Aquinas	01/21/2022		09:00	1-3	.333	0-0	.000	1-1	1.000	0	4	4	2.6	1	1	1	1	0	3	3.5
at Mercy	01/23/2022		15:17	1-2	.500	0-0	.000	0-0	.000	1	2	3	2.6	0	1	3	1	1	2	3.4
Staten Island	01/28/2022		13:10	4-5	.800	0-0	.000	0-0	.000	1	2	3	2.6	0	0	2	0	0	8	3.6
Dist. Columbia	01/30/2022		11:13	0-0	.000	0-0	.000	0-0	.000	0	1	1	2.6	3	0	0	0	1	0	3.4
at Roberts Wesleyan	02/02/2022		09:15	4-6	.667	0-0	.000	0-2	.000	1	2	3	2.6	2	0	1	0	0	8	3.7
at Bridgeport	02/05/2022		13:00	4-7	.571	0-0	.000	0-0	.000	1	4	5	2.7	1	0	1	2	1	8	3.9
D'Youville	02/09/2022		12:40	1-4	.250	0-0	.000	2-3	.667	0	3	3	2.7	1	0	0	1	0	4	3.9
Totals		0	212:21	31-58	.534	0-0	.000	20-34	.588	14	43	57	2.7	25	5	25	19	9	82	3.9

Player Averages

Games Played	Minutes/game	Points/game	FG Pct	3FG Pct	FT Pct	Rebounds/game	Assists/game	Turnovers/game	Assist/Turnover ratio	Steals/game	Blocks/game
21	10.1	3.9	53.4	0.0	58.8	2.7	0.2	1.2	0.2	0.4	0.9



2021-22 Daemen Men's Basketball
Individual Game-by-Game
All games

Page 16/17
as of Feb 17, 2022

#45 POUMPEY, Justin

Opponent	Date	GS	MIN	Total		3-Pointers		Free throws		Rebounds				PF	A	TO	BLK	STL	PTS	AVG
				FG-FGA	PCT	3FG-3FGA	PCT	FT-FTA	PCT	OFF	DEF	TOT	AVG							
vs Colorado Mesa	10/30/2021		01:17	0-0	.000	0-0	.000	0-0	.000	0	0	0	0.0	0	0	0	0	0	0	0.0
at Mercyhurst	11/18/2021		01:25	0-0	.000	0-0	.000	0-0	.000	0	0	0	0.0	0	0	0	0	0	0	0.0
at Staten Island	11/23/2021		01:00	0-1	.000	0-0	.000	0-0	.000	0	1	1	0.3	0	0	0	0	0	0	0.0
Roberts Wesleyan	12/08/2021		00:11	0-0	.000	0-0	.000	0-0	.000	0	0	0	0.3	0	0	0	0	0	0	0.0
Franklin Pierce	12/18/2021		00:10	0-0	.000	0-0	.000	0-0	.000	0	0	0	0.2	0	0	0	0	0	0	0.0
at Dist. Columbia	12/20/2021		00:00	0-0	.000	0-0	.000	0-0	.000	0	0	0	0.2	0	0	0	0	0	0	0.0
Molloy	01/14/2022		03:21	0-0	.000	0-0	.000	0-0	.000	0	0	0	0.1	0	0	0	0	0	0	0.0
Staten Island	01/28/2022		12:00	1-1	1.000	1-1	1.000	0-0	.000	0	1	1	0.3	0	1	1	0	1	3	0.4
at Roberts Wesleyan	02/02/2022		07:08	0-0	.000	0-0	.000	0-0	.000	0	0	0	0.2	0	1	1	0	1	0	0.3
at Bridgeport	02/05/2022		16:00	0-0	.000	0-0	.000	2-2	1.000	0	1	1	0.3	0	3	0	1	0	2	0.5
D'Youville	02/09/2022		14:13	0-2	.000	0-0	.000	0-0	.000	1	2	3	0.5	1	3	1	0	0	0	0.5
Totals			0 56:45	1-4	.250	1-1	1.000	2-2	1.000	1	5	6	0.5	1	8	3	1	2	5	0.5

Player Averages

Games Played	Minutes/game	Points/game	FG Pct	3FG Pct	FT Pct	Rebounds/game	Assists/game	Turnovers/game	Assist/Turnover ratio	Steals/game	Blocks/game
11	5.2	0.5	25.0	100.0	100.0	0.5	0.7	0.3	2.7	0.2	0.1



2021-22 Daemen Men's Basketball
Individual Game-by-Game
All games

Page 17/17
as of Feb 17, 2022

#50 ARNOLD, Tony

Opponent	Date	GS	MIN	Total		3-Pointers		Free throws		Rebounds											
				FG-FGA	PCT	3FG-3FGA	PCT	FT-FTA	PCT	OFF	DEF	TOT	AVG	PF	A	TO	BLK	STL	PTS	AVG	
vs Colorado Mesa	10/30/2021		00:06	0-0	.000	0-0	.000	0-0	.000	0	0	0	0.0	0	0	0	0	0	0	0.0	
at Staten Island	11/23/2021		01:00	0-0	.000	0-0	.000	0-0	.000	0	0	0	0.0	0	0	0	0	1	0	0.0	
Roberts Wesleyan	12/08/2021		00:11	0-0	.000	0-0	.000	0-0	.000	0	0	0	0.0	0	0	0	0	0	0	0.0	
Totals		0	01:18	0-0	.000	0-0	.000	0-0	.000	0	0	0	0.0	0	0	0	0	1	0	0.0	

Player Averages

Games Played	Minutes/ game	Points/ game	FG Pct	3FG Pct	FT Pct	Rebounds/ game	Assists/ game	Turnovers/ game	Assist/Turnover ratio	Steals/ game	Blocks/ game
3	0.4	0.0	0.0	0.0	0.0	0.0	0.0	0.0	0.0	0.3	0.0



2021-22 Daemen Men's Basketball Combined Team Statistics All games

Page 1/1
as of Feb 17, 2022

Game Records

Record	Overall	Home	Away	Neutral
ALL GAMES	17-6	9-1	7-4	1-1
CONFERENCE	14-0	7-0	7-0	0-0
NON-CONFERENCE	3-6	2-1	0-4	1-1

Score by Periods

Team	1st	2nd	OT	TOT
Daemen	916	895	0	1811
Opponents	724	821	0	1545

Team Box Score

No.	Player				Total		3-Point		F-Throw		Rebounds														
		GP-GS	MIN	AVG	FG-FGA	FG%	3FG-3FGA	3FG%	FT-FTA	FT%	OFF	DEF	TOT	AVG	PF	DQ	A	TO	BLK	STL	PTS	AVG			
22	SISCHO, Andrew	23-23	718:21	31.2	202-341	.592	4-13	.308	96-146	.658	104	206	310	13.5	61	2	27	58	15	13	504	21.9			
2	FASOYIRO, Sean	23-23	668:27	29.1	107-236	.453	22-54	.407	54-65	.831	48	93	141	6.1	49	0	71	62	8	23	290	12.6			
15	MASON, Andrew	21-20	582:44	27.7	74-148	.500	54-109	.495	7-9	.778	10	73	83	4.0	15	0	46	23	1	15	209	10.0			
4	HARRIS, Kyle	23-23	650:20	28.3	74-182	.407	51-124	.411	10-12	.833	13	81	94	4.1	48	2	67	31	10	11	209	9.1			
13	MACDONALD, Nick	23-1	464:14	20.2	52-127	.409	36-90	.400	35-38	.921	9	28	37	1.6	19	0	41	36	1	12	175	7.6			
5	SALZBERG, Ryan	21-21	618:25	29.4	55-139	.396	27-74	.365	9-12	.750	7	45	52	2.5	23	0	69	33	3	23	146	7.0			
25	BRADLEY, Ryan	8-3	128:54	16.1	18-43	.419	1-3	.333	7-9	.778	10	27	37	4.6	11	0	7	8	4	3	44	5.5			
33	ATKINS, Joey	21-0	212:21	10.1	31-58	.534	0-0	.000	20-34	.588	14	43	57	2.7	25	0	5	25	19	9	82	3.9			
30	VEIGA, Zecaree	18-0	139:33	7.8	20-42	.476	6-14	.429	10-11	.909	5	21	26	1.4	16	0	11	7	1	2	56	3.1			
11	JOHNSON, Juston	18-1	197:38	11.0	13-33	.394	4-13	.308	9-11	.818	3	8	11	0.6	18	0	16	19	2	6	39	2.2			
21	OSORIO, Sayeed	9-0	18:55	2.1	6-9	.667	1-1	1.000	2-3	.667	0	3	3	0.3	1	0	2	3	0	4	15	1.7			
10	BOOK, Trevor	11-0	67:38	6.1	7-15	.467	1-5	.200	3-4	.750	4	11	15	1.4	8	0	3	6	0	1	18	1.6			
24	BASDEN, Ziv	9-0	27:52	3.1	6-12	.500	0-1	.000	1-1	1.000	1	2	3	0.3	8	0	4	2	2	1	13	1.4			
12	HIGGINS, Patrick	2-0	12:01	6.0	1-4	.250	0-2	.000	0-0	.000	0	0	0	0.0	0	0	1	2	0	0	2	1.0			
23	HEMPHILL, Justin	6-0	33:60	5.7	1-4	.250	0-0	.000	2-4	.500	0	7	7	1.2	7	0	2	6	3	1	4	0.7			
45	POUMPEY, Justin	11-0	56:45	5.2	1-4	.250	1-1	1.000	2-2	1.000	1	5	6	0.5	1	0	8	3	1	2	5	0.5			
50	ARNOLD, Tony	3-0	01:18	0.4	0-0	.000	0-0	.000	0-0	.000	0	0	0	0.0	0	0	0	0	0	1	0	0.0			
											28	39	67					14							
Total		23	4599		668-1397	.478	208-504	.413	267-361	.740	257	692	949	41.3	310	4	380	338	70	127	1811	78.7			
Opponents		23	4600		589-1464	.402	150-531	.282	217-320	.678	229	521	750	32.6	363	4	268	272	77	167	1545	67.2			

Team Statistics

	DAEMEN	OPP
Scoring	1811	1545
Points per game	78.7	67.2
Scoring margin	+11.6	-
Field goals-att	668-1397	589-1464
Field goal pct	.478	.402
3 point fg-att	208-504	150-531
3-point FG pct	.413	.282
3-pt FG made per game	9.0	6.5
Free throws-att	267-361	217-320
Free throw pct	.740	.678
F-Throws made per game	11.6	9.4
Rebounds	949	750
Rebounds per game	41.3	32.6
Rebounding margin	+8.7	-
Assists	380	268
Assists per game	16.5	11.7
Turnovers	338	272
Turnovers per game	14.7	11.8
Turnover margin	-2.9	-
Assist/turnover ratio	1.1	1.0
Steals	127	167
Steals per game	5.5	7.3
Blocks	70	77
Blocks per game	3.0	3.3
Winning streak	12	-
Home win streak	6	-
Attendance	425	3033
Home games-Avg/Game	10-43	11-276
Neutral site-Avg/Game	-	2-155

Team Results

Date	Opponent		Score	Att.
10/29/2021	vs MSU Moorhead	W	67-63	113
10/30/2021	vs Colorado Mesa	L	65-76	196
10/31/2021	at West Tex. A&M	L	66-69	651
11/18/2021	at Mercyhurst	L	63-85	743
11/23/2021	at Staten Island	W	80-61	137
11/27/2021	Saint Rose	W	83-71	0
11/29/2021	at West Liberty	L	61-63	439
12/06/2021	at Le Moyne	L	77-84	384
12/08/2021	Roberts Wesleyan	W	81-72	0
12/12/2021	Bridgeport	W	71-59	310
12/18/2021	Franklin Pierce	L	80-83	0
12/20/2021	at Dist. Columbia	W	74-64	0
01/05/2022	Pace	W	83-72	115
01/08/2022	at D'Youville	W	92-76	102
01/14/2022	Molloy	W	93-59	0
01/16/2022	Queens (NY)	W	76-61	0
01/21/2022	at St. Thomas Aquinas	W	73-61	150
01/23/2022	at Mercy	W	76-59	0
01/28/2022	Staten Island	W	91-52	0
01/30/2022	Dist. Columbia	W	66-58	0
02/02/2022	at Roberts Wesleyan	W	101-71	250
02/05/2022	at Bridgeport	W	95-74	177
02/09/2022	D'Youville	W	97-52	0



**2021-22 Daemen Men's Basketball
Season/Career Statistics
All games**

Page 1/2
as of Feb 17, 2022

Summary

Player	Season Statistics										Career Statistics									
	GP-GS	MIN/G	FG%	3FG%	FT%	R/G	A/G	STL	BLK	PTS/G	GP-GS	MIN/G	FG%	3FG%	FT%	R/G	A/G	STL	BLK	PTS/G
ARNOLD, Tony	3-0	0.4	.000	.000	.000	0.0	0.0	1	0	0.0	8-0	3.3	.000	.000	.500	0.5	0.6	2	0	0.1
ATKINS, Joey	21-0	10.1	.534	.000	.588	2.7	0.2	9	19	3.9	21-0	10.1	.534	.000	.588	2.7	0.2	9	19	3.9
BASDEN, Ziv	9-0	3.1	.500	.000	1.000	0.3	0.4	1	2	1.4	55-0	3.3	.589	.000	.526	0.9	0.2	5	3	1.4
BOOK, Trevor	11-0	6.1	.467	.200	.750	1.4	0.3	1	0	1.6	31-0	5.8	.500	.368	.786	1.2	0.4	6	1	2.2
BRADLEY, Ryan	8-3	16.1	.419	.333	.778	4.6	0.9	3	4	5.5	29-3	10.8	.427	.133	.647	2.5	0.6	11	13	3.1
FASOYIRO, Sean	23-23	29.1	.453	.407	.831	6.1	3.1	23	8	12.6	39-39	30.9	.460	.374	.799	6.5	3.4	46	17	13.2
HARRIS, Kyle	23-23	28.3	.407	.411	.833	4.1	2.9	11	10	9.1	71-46	24.4	.410	.395	.860	3.5	2.1	25	17	7.7
HEMPHILL, Justin	6-0	5.7	.250	.000	.500	1.2	0.3	1	3	0.7	12-1	9.4	.455	.000	.636	1.7	0.6	6	9	2.3
HIGGINS, Patrick	2-0	6.0	.250	.000	.000	0.0	0.5	0	0	1.0	2-0	6.0	.250	.000	.000	0.0	0.5	0	0	1.0
JOHNSON, Juston	18-1	11.0	.394	.308	.818	0.6	0.9	6	2	2.2	32-7	13.6	.375	.344	.783	0.8	1.3	18	3	2.6
MACDONALD, Nick	23-1	20.2	.409	.400	.921	1.6	1.8	12	1	7.6	23-1	20.2	.409	.400	.921	1.6	1.8	12	1	7.6
MASON, Andrew	21-20	27.7	.500	.495	.778	4.0	2.2	15	1	10.0	37-36	30.3	.523	.492	.784	4.9	2.6	29	3	11.1
OSORIO, Sayeed	9-0	2.1	.667	1.000	.667	0.3	0.2	4	0	1.7	17-0	1.8	.474	.250	.500	0.5	0.1	4	0	1.2
POUMPEY, Justin	11-0	5.2	.250	1.000	1.000	0.5	0.7	2	1	0.5	11-0	5.2	.250	1.000	1.000	0.5	0.7	2	1	0.5
SALZBERG, Ryan	21-21	29.4	.396	.365	.750	2.5	3.3	23	3	7.0	60-33	19.8	.415	.371	.744	1.7	1.9	35	5	5.2
SISCHO, Andrew	23-23	31.2	.592	.308	.658	13.5	1.2	13	15	21.9	127-111	30.2	.605	.326	.699	11.1	1.2	82	119	21.5
VEIGA, Zecaree	18-0	7.8	.476	.429	.909	1.4	0.6	2	1	3.1	18-0	7.8	.476	.429	.909	1.4	0.6	2	1	3.1

Scoring

Player	Season Statistics								Career Statistics							
	FG-FGA	FG%	3FG-3FGA	3FG%	FT-FTA	FT%	PTS	PTS/G	FG-FGA	FG%	3FG-3FGA	3FG%	FT-FTA	FT%	PTS	PTS/G
ARNOLD, Tony	0-0	.000	0-0	.000	0-0	.000	0	0.0	0-6	.000	0-0	.000	1-2	.500	1	0.1
ATKINS, Joey	31-58	.534	0-0	.000	20-34	.588	82	3.9	31-58	.534	0-0	.000	20-34	.588	82	3.9
BASDEN, Ziv	6-12	.500	0-1	.000	1-1	1.000	13	1.4	33-56	.589	0-3	.000	10-19	.526	76	1.4
BOOK, Trevor	7-15	.467	1-5	.200	3-4	.750	18	1.6	25-50	.500	7-19	.368	11-14	.786	68	2.2
BRADLEY, Ryan	18-43	.419	1-3	.333	7-9	.778	44	5.5	38-89	.427	2-15	.133	11-17	.647	89	3.1
FASOYIRO, Sean	107-236	.453	22-54	.407	54-65	.831	290	12.6	180-391	.460	46-123	.374	107-134	.799	513	13.2
HARRIS, Kyle	74-182	.407	51-124	.411	10-12	.833	209	9.1	191-466	.410	118-299	.395	49-57	.860	549	7.7
HEMPHILL, Justin	1-4	.250	0-0	.000	2-4	.500	4	0.7	10-22	.455	0-0	.000	7-11	.636	27	2.3
HIGGINS, Patrick	1-4	.250	0-2	.000	0-0	.000	2	1.0	1-4	.250	0-2	.000	0-0	.000	2	1.0
JOHNSON, Juston	13-33	.394	4-13	.308	9-11	.818	39	2.2	27-72	.375	11-32	.344	18-23	.783	83	2.6
MACDONALD, Nick	52-127	.409	36-90	.400	35-38	.921	175	7.6	52-127	.409	36-90	.400	35-38	.921	175	7.6
MASON, Andrew	74-148	.500	54-109	.495	7-9	.778	209	10.0	139-266	.523	92-187	.492	40-51	.784	410	11.1
OSORIO, Sayeed	6-9	.667	1-1	1.000	2-3	.667	15	1.7	9-19	.474	1-4	.250	2-4	.500	21	1.2
POUMPEY, Justin	1-4	.250	1-1	1.000	2-2	1.000	5	0.5	1-4	.250	1-1	1.000	2-2	1.000	5	0.5
SALZBERG, Ryan	55-139	.396	27-74	.365	9-12	.750	146	7.0	112-270	.415	59-159	.371	29-39	.744	312	5.2
SISCHO, Andrew	202-341	.592	4-13	.308	96-146	.658	504	21.9	1084-1793	.605	28-86	.326	531-760	.699	2727	21.5
VEIGA, Zecaree	20-42	.476	6-14	.429	10-11	.909	56	3.1	20-42	.476	6-14	.429	10-11	.909	56	3.1



2021-22 Daemen Men's Basketball
Season/Career Statistics
All games

Page 2/2
as of Feb 17, 2022

Totals

Player	Season Statistics									Career Statistics								
	O-REB	D-REB	TOTAL	PF	FO	A	TO	A/TO		O-REB	D-REB	TOTAL	PF	FO	A	TO	A/TO	
ARNOLD, Tony	0	0	0	0	0	0	0	0.0		0	4	4	3	0	5	3	1.7	
ATKINS, Joey	14	43	57	25	0	5	25	0.2		14	43	57	25	0	5	25	0.2	
BASDEN, Ziv	1	2	3	8	0	4	2	2.0		20	31	51	33	1	9	14	0.6	
BOOK, Trevor	4	11	15	8	0	3	6	0.5		11	25	36	16	0	11	7	1.6	
BRADLEY, Ryan	10	27	37	11	0	7	8	0.9		21	52	73	42	0	17	26	0.7	
FASOYIRO, Sean	48	93	141	49	0	71	62	1.1		71	183	254	88	1	134	112	1.2	
HARRIS, Kyle	13	81	94	48	2	67	31	2.2		39	207	246	133	3	147	88	1.7	
HEMPHILL, Justin	0	7	7	7	0	2	6	0.3		7	13	20	18	0	7	11	0.6	
HIGGINS, Patrick	0	0	0	0	0	1	2	0.5		0	0	0	0	0	1	2	0.5	
JOHNSON, Juston	3	8	11	18	0	16	19	0.8		6	21	27	44	1	40	41	1.0	
MACDONALD, Nick	9	28	37	19	0	41	36	1.1		9	28	37	19	0	41	36	1.1	
MASON, Andrew	10	73	83	15	0	46	23	2.0		27	154	181	43	0	98	53	1.8	
OSORIO, Sayeed	0	3	3	1	0	2	3	0.7		2	7	9	2	0	2	4	0.5	
POUMPEY, Justin	1	5	6	1	0	8	3	2.7		1	5	6	1	0	8	3	2.7	
SALZBERG, Ryan	7	45	52	23	0	69	33	2.1		15	88	103	59	0	111	65	1.7	
SISCHO, Andrew	104	206	310	61	2	27	58	0.5		508	902	1410	353	5	156	339	0.5	
VEIGA, Zecaree	5	21	26	16	0	11	7	1.6		5	21	26	16	0	11	7	1.6	



Daemen Men's Basketball
Individual Career Summaries
All games

Page 1/11
as of Feb 17, 2022

ARNOLD, Tony

				Field Goals		3-Point		F-Throws		Rebounds									Scoring	
SEASON	TEAM	GP-GS	MIN/AVG	FG-FGA	FG%	3FG-3FGA	3FG%	FT-FTA	FT%	OFF	DEF	TOT	AVG	PF-FO	A	TO	BLK	STL	PTS	AVG
2020-21	Daemen	5-0	25/5.0	0-6	.000	0-0	.000	1-2	.500	0	4	4	0.8	3-0	5	3	0	1	1	0.2
2021-22	Daemen	3-0	1/0.4	0-0	.000	0-0	.000	0-0	.000	0	0	0	0.0	0-0	0	0	0	1	0	0.0
TOTAL		8-0	26/3.3	0-6	.000	0-0	.000	1-2	.500	0	4	4	0.5	3-0	5	3	0	2	1	0.1

Single Game Highs

Statistic	Value	
Points	1	vs Gannon 01/29/21
Rebounds	2	vs D'Youville 02/10/21
Assists	2	at Gannon 01/31/21, vs D'Youville 02/10/21
Steals	1	at Roberts Wesleyan 02/11/21, at Staten Island 11/23/21
FG Attempts	2	vs Gannon 01/29/21, at Gannon 01/31/21, vs D'Youville 02/10/21
FT Made	1	vs Gannon 01/29/21
FT Attempts	2	vs Gannon 01/29/21

ATKINS, Joey

				Field Goals		3-Point		F-Throws		Rebounds									Scoring	
SEASON	TEAM	GP-GS	MIN/AVG	FG-FGA	FG%	3FG-3FGA	3FG%	FT-FTA	FT%	OFF	DEF	TOT	AVG	PF-FO	A	TO	BLK	STL	PTS	AVG
2018-19	Jeff	15-0	71/4.7	8-21	.381	1-2	.500	5-10	.500	2	8	10	0.7	12-0	0	8	5	4	22	1.5
2021-22	Daemen	21-0	212/10.1	31-58	.534	0-0	.000	20-34	.588	14	43	57	2.7	25-0	5	25	19	9	82	3.9
TOTAL FOR Daemen		21-0	212/10.1	31-58	.534	0-0	.000	20-34	.588	14	43	57	2.7	25-0	5	25	19	9	82	3.9
TOTAL		36-0	283/7.9	39-79	.494	1-2	.500	25-44	.568	16	51	67	1.9	37-0	5	33	24	13	104	2.9

Single Game Highs

Statistic	Value	
Points	11	vs Molloy 01/14/22
Rebounds	5	vs Saint Rose 11/27/21, at Bridgeport 02/05/22
Assists	2	vs Queens (NY) 01/16/22
Steals	2	vs Caldwell 01/21/19, vs Colorado Mesa 10/30/21, at Staten Island 11/23/21
Blocks	4	vs Queens (NY) 01/16/22
FG Made	5	vs Molloy 01/14/22
FG Attempts	7	vs Caldwell 01/21/19, vs Molloy 01/14/22, at Bridgeport 02/05/22
3FG Made	1	at Nyack 01/26/19
3FG Attempts	1	at Nyack 01/26/19, vs Caldwell 01/21/19
FT Made	5	vs Colorado Mesa 10/30/21
FT Attempts	6	vs Colorado Mesa 10/30/21, vs Saint Rose 11/27/21



**Daemen Men's Basketball
Individual Career Summaries
All games**

Page 2/11
as of Feb 17, 2022

BASDEN, Ziv

				Field Goals		3-Point		F-Throws		Rebounds									Scoring	
SEASON	TEAM	GP-GS	MIN/AVG	FG-FGA	FG%	3FG-3FGA	3FG%	FT-FTA	FT%	OFF	DEF	TOT	AVG	PF-FO	A	TO	BLK	STL	PTS	AVG
2018-19	Daemen	16-0	53/3.3	14-18	.778	0-1	.000	6-11	.545	10	14	24	1.5	7-0	1	5	0	2	34	2.1
2019-20	Daemen	14-0	25/1.8	7-11	.636	0-1	.000	0-0	.000	3	3	6	0.4	6-0	2	2	1	0	14	1.0
2020-21	Daemen	16-0	75/4.7	6-15	.400	0-0	.000	3-7	.429	6	12	18	1.1	12-1	2	5	0	2	15	0.9
2021-22	Daemen	9-0	28/3.1	6-12	.500	0-1	.000	1-1	1.000	1	2	3	0.3	8-0	4	2	2	1	13	1.4
TOTAL		55-0	181/3.3	33-56	.589	0-3	.000	10-19	.526	20	31	51	0.9	33-1	9	14	3	5	76	1.4

Single Game Highs

Statistic	Value	
Points	13	at LIU Post 12/14/18
Rebounds	9	at LIU Post 12/14/18, at D'Youville 02/15/21
Assists	2	at D'Youville 02/15/21, vs Molloy 01/14/22
Steals	1	5 times
Blocks	1	vs Roberts Wesleyan 12/07/19, vs Staten Island 01/28/22, vs D'Youville 02/09/22
FG Made	5	at LIU Post 12/14/18
FG Attempts	7	at LIU Post 12/14/18
3FG Attempts	1	at LIU Post 12/14/18, at Mercy 12/13/19, vs Staten Island 01/28/22
FT Made	3	at LIU Post 12/14/18
FT Attempts	4	at LIU Post 12/14/18

BOOK, Trevor

				Field Goals		3-Point		F-Throws		Rebounds									Scoring	
SEASON	TEAM	GP-GS	MIN/AVG	FG-FGA	FG%	3FG-3FGA	3FG%	FT-FTA	FT%	OFF	DEF	TOT	AVG	PF-FO	A	TO	BLK	STL	PTS	AVG
2018-19	Daemen	20-0	112/5.6	18-35	.514	6-14	.429	8-10	.800	7	14	21	1.1	8-0	8	1	1	5	50	2.5
2021-22	Daemen	11-0	68/6.1	7-15	.467	1-5	.200	3-4	.750	4	11	15	1.4	8-0	3	6	0	1	18	1.6
TOTAL		31-0	179/5.8	25-50	.500	7-19	.368	11-14	.786	11	25	36	1.2	16-0	11	7	1	6	68	2.2

Single Game Highs

Statistic	Value	
Points	13	vs LIU Post 02/15/19
Rebounds	5	at New York Tech 12/16/18
Assists	4	at LIU Post 12/14/18
Steals	2	vs LIU Post 02/15/19
Blocks	1	at LIU Post 12/14/18
FG Made	5	vs LIU Post 02/15/19
FG Attempts	9	vs LIU Post 02/15/19
3FG Made	2	vs LIU Post 02/15/19, vs Dist. Columbia 01/27/19
3FG Attempts	4	vs LIU Post 02/15/19
FT Made	2	4 times
FT Attempts	3	vs Lake Erie 11/26/18



Daemen Men's Basketball
Individual Career Summaries
All games

Page 3/11
as of Feb 17, 2022

BRADLEY, Ryan

SEASON	TEAM	GP-GS	MIN/AVG	Field Goals		3-Point		F-Throws		Rebounds									Scoring	
				FG-FGA	FG%	3FG-3FGA	3FG%	FT-FTA	FT%	OFF	DEF	TOT	AVG	PF-FO	A	TO	BLK	STL	PTS	AVG
2018-19	Daemen	1-0	2/2.0	0-0	.000	0-0	.000	0-0	.000	0	0	0	0.0	0-0	0	0	0	0	0	0.0
2019-20	Daemen	20-0	182/9.1	20-46	.435	1-12	.083	4-8	.500	11	25	36	1.8	31-0	10	18	9	8	45	2.3
2021-22	Daemen	8-3	129/16.1	18-43	.419	1-3	.333	7-9	.778	10	27	37	4.6	11-0	7	8	4	3	44	5.5
TOTAL		29-3	313/10.8	38-89	.427	2-15	.133	11-17	.647	21	52	73	2.5	42-0	17	26	13	11	89	3.1

Single Game Highs

Statistic	Value	
Points	15	at Staten Island 11/23/21
Rebounds	9	at Staten Island 11/23/21
Assists	3	vs Bridgeport 12/12/21
Steals	2	at Staten Island 11/23/21
Blocks	2	vs West Liberty 11/16/19, vs St. Thomas Aquinas 03/07/20, at Staten Island 11/23/21
FG Made	7	at Staten Island 11/23/21
FG Attempts	11	at Staten Island 11/23/21
3FG Made	1	at Mercy 12/13/19, at Mercyhurst 11/18/21
3FG Attempts	2	4 times
FT Made	4	at West Tex. A&M 10/31/21
FT Attempts	4	at West Tex. A&M 10/31/21



Daemen Men's Basketball
Individual Career Summaries
All games

Page 4/11
as of Feb 17, 2022

FASOYIRO, Sean

SEASON	TEAM	GP-GS	MIN/AVG	Field Goals		3-Point		F-Throws		Rebounds									Scoring	
				FG-FGA	FG%	3FG-3FGA	3FG%	FT-FTA	FT%	OFF	DEF	TOT	AVG	PF-FO	A	TO	BLK	STL	PTS	AVG
2017-18	FPU	24-0	197/8.2	19-48	.396	5-22	.227	10-19	.526	10	36	46	1.9	20-0	8	15	3	5	53	2.2
2018-19	FPU	29-7	508/17.5	71-167	.425	18-67	.269	62-82	.756	32	97	129	4.4	56-0	29	42	5	24	222	7.7
2019-20	FPU	28-8	610/21.8	79-173	.457	24-64	.375	37-53	.698	40	99	139	5.0	48-0	35	44	10	20	219	7.8
2020-21	Daemen	16-16	535/33.4	73-155	.471	24-69	.348	53-69	.768	23	90	113	7.1	39-1	63	50	9	23	223	13.9
2021-22	Daemen	23-23	668/29.1	107-236	.453	22-54	.407	54-65	.831	48	93	141	6.1	49-0	71	62	8	23	290	12.6
TOTAL FOR Daemen		39-39	1203/30.9	180-391	.460	46-123	.374	107-134	.799	71	183	254	6.5	88-1	134	112	17	46	513	13.2
TOTAL		120-54	2518/21.0	349-779	.448	93-276	.337	216-288	.750	153	415	568	4.7	212-1	206	213	35	95	1007	8.4

Single Game Highs

Statistic	Value	
Points	31	vs D'Youville 02/24/21
Rebounds	12	vs Molloy 01/14/22
Assists	9	vs Saint Rose 11/27/21
Steals	4	4 times
Blocks	3	vs D'Youville 02/24/21
FG Made	12	vs D'Youville 02/24/21
FG Attempts	23	vs Saint Rose 11/27/21
3FG Made	4	vs D'Youville 02/24/21
3FG Attempts	8	vs D'Youville 02/10/21
FT Made	8	vs Saint Rose 12/08/18, at D'Youville 02/15/21
FT Attempts	9	vs Saint Rose 12/08/18, vs Roberts Wesleyan 02/17/21, at West Tex. A&M 10/31/21



Daemen Men's Basketball
Individual Career Summaries
All games

Page 5/11
as of Feb 17, 2022

HARRIS, Kyle

SEASON	TEAM	GP-GS	MIN/AVG	Field Goals		3-Point		F-Throws		Rebounds									Scoring	
				FG-FGA	FG%	3FG-3FGA	3FG%	FT-FTA	FT%	OFF	DEF	TOT	AVG	PF-FO	A	TO	BLK	STL	PTS	AVG
2019-20	Daemen	32-9	567/17.7	49-114	.430	27-71	.380	15-18	.833	13	76	89	2.8	57-1	31	30	5	9	140	4.4
2020-21	Daemen	16-14	518/32.4	68-170	.400	40-104	.385	24-27	.889	13	50	63	3.9	28-0	49	27	2	5	200	12.5
2021-22	Daemen	23-23	650/28.3	74-182	.407	51-124	.411	10-12	.833	13	81	94	4.1	48-2	67	31	10	11	209	9.1
TOTAL		71-46	1735/24.4	191-466	.410	118-299	.395	49-57	.860	39	207	246	3.5	133-3	147	88	17	25	549	7.7

Single Game Highs

Statistic	Value	
Points	22	at D'Youville 02/15/21, vs D'Youville 02/10/21
Rebounds	12	vs Bridgeport 12/12/21
Assists	8	at Roberts Wesleyan 02/08/21
Steals	3	at Roberts Wesleyan 02/02/22
Blocks	2	vs D'Youville 02/24/21, at Roberts Wesleyan 02/02/22, vs D'Youville 02/09/22
FG Made	8	at D'Youville 02/15/21
FG Attempts	15	at St. Thomas Aquinas 02/27/21, vs D'Youville 02/10/21, vs St. Thomas Aquinas 03/16/21
3FG Made	6	vs St. Thomas Aquinas 03/16/21
3FG Attempts	10	vs D'Youville 02/10/21, vs St. Thomas Aquinas 03/16/21, vs Bridgeport 12/12/21
FT Made	6	vs Roberts Wesleyan 03/05/21
FT Attempts	6	vs Roberts Wesleyan 03/05/21

HEMPHILL, Justin

SEASON	TEAM	GP-GS	MIN/AVG	Field Goals		3-Point		F-Throws		Rebounds									Scoring	
				FG-FGA	FG%	3FG-3FGA	3FG%	FT-FTA	FT%	OFF	DEF	TOT	AVG	PF-FO	A	TO	BLK	STL	PTS	AVG
2020-21	Daemen	6-1	78/13.1	9-18	.500	0-0	.000	5-7	.714	7	6	13	2.2	11-0	5	5	6	5	23	3.8
2021-22	Daemen	6-0	34/5.7	1-4	.250	0-0	.000	2-4	.500	0	7	7	1.2	7-0	2	6	3	1	4	0.7
TOTAL		12-1	112/9.4	10-22	.455	0-0	.000	7-11	.636	7	13	20	1.7	18-0	7	11	9	6	27	2.3

Single Game Highs

Statistic	Value	
Points	6	at Gannon 01/31/21, vs D'Youville 02/10/21
Rebounds	4	at D'Youville 02/15/21
Assists	2	at Roberts Wesleyan 02/11/21
Steals	2	at Gannon 01/31/21, at Roberts Wesleyan 02/11/21
Blocks	2	vs Gannon 01/29/21, vs D'Youville 02/10/21
FG Made	2	4 times
FG Attempts	5	at D'Youville 02/15/21, vs D'Youville 02/10/21
FT Made	2	at Gannon 01/31/21, vs D'Youville 02/10/21
FT Attempts	2	5 times



Daemen Men's Basketball
Individual Career Summaries
All games

Page 6/11
as of Feb 17, 2022

HIGGINS, Patrick

				Field Goals		3-Point		F-Throws		Rebounds									Scoring	
SEASON	TEAM	GP-GS	MIN/AVG	FG-FGA	FG%	3FG-3FGA	3FG%	FT-FTA	FT%	OFF	DEF	TOT	AVG	PF-FO	A	TO	BLK	STL	PTS	AVG
2021-22	Daemen	2-0	12/6.0	1-4	.250	0-2	.000	0-0	.000	0	0	0	0.0	0-0	1	2	0	0	2	1.0
TOTAL		2-0	12/6.0	1-4	.250	0-2	.000	0-0	.000	0	0	0	0.0	0-0	1	2	0	0	2	1.0

Single Game Highs

Statistic	Value	
Points	2	vs Roberts Wesleyan 12/08/21
Assists	1	vs Roberts Wesleyan 12/08/21
FG Made	1	vs Roberts Wesleyan 12/08/21
FG Attempts	3	vs Roberts Wesleyan 12/08/21
3FG Attempts	2	vs Roberts Wesleyan 12/08/21

HIND, Tyler

				Field Goals		3-Point		F-Throws		Rebounds									Scoring	
SEASON	TEAM	GP-GS	MIN/AVG	FG-FGA	FG%	3FG-3FGA	3FG%	FT-FTA	FT%	OFF	DEF	TOT	AVG	PF-FO	A	TO	BLK	STL	PTS	AVG
2020-21	Daemen	16-0	131/8.2	12-27	.444	8-22	.364	2-3	.667	1	8	9	0.6	18-0	8	5	0	3	34	2.1
TOTAL		16-0	131/8.2	12-27	.444	8-22	.364	2-3	.667	1	8	9	0.6	18-0	8	5	0	3	34	2.1

Single Game Highs

Statistic	Value	
Points	8	vs West Tex. A&M 03/24/21
Rebounds	4	vs Mercy 02/20/21
Assists	2	vs Mercy 02/20/21, vs D'Youville 02/24/21
Steals	1	at D'Youville 02/15/21, vs D'Youville 02/10/21, at St. Thomas Aquinas 03/07/21
FG Made	3	vs D'Youville 02/24/21, vs West Tex. A&M 03/24/21
FG Attempts	6	vs D'Youville 02/24/21
3FG Made	2	vs D'Youville 02/10/21, vs West Tex. A&M 03/24/21
3FG Attempts	5	vs D'Youville 02/10/21
FT Made	1	at Gannon 01/31/21, vs Bloomfield 03/14/21
FT Attempts	2	vs Bloomfield 03/14/21



Daemen Men's Basketball
Individual Career Summaries
All games

Page 7/11
as of Feb 17, 2022

JOHNSON, Juston

SEASON	TEAM	GP-GS	MIN/AVG	Field Goals		3-Point		F-Throws		Rebounds									Scoring	
				FG-FGA	FG%	3FG-3FGA	3FG%	FT-FTA	FT%	OFF	DEF	TOT	AVG	PF-FO	A	TO	BLK	STL	PTS	AVG
2020-21	Daemen	14-6	238/17.0	14-39	.359	7-19	.368	9-12	.750	3	13	16	1.1	26-1	24	22	1	12	44	3.1
2021-22	Daemen	18-1	198/11.0	13-33	.394	4-13	.308	9-11	.818	3	8	11	0.6	18-0	16	19	2	6	39	2.2
TOTAL		32-7	436/13.6	27-72	.375	11-32	.344	18-23	.783	6	21	27	0.8	44-1	40	41	3	18	83	2.6

Single Game Highs

Statistic	Value	
Points	8	at D'Youville 02/15/21, vs Bloomfield 03/14/21
Rebounds	5	vs D'Youville 02/24/21, vs Bridgeport 12/12/21
Assists	4	vs D'Youville 02/24/21, at D'Youville 02/15/21, vs Roberts Wesleyan 12/08/21
Steals	3	vs D'Youville 02/24/21, at Gannon 01/31/21
Blocks	1	vs D'Youville 02/24/21, vs Roberts Wesleyan 12/08/21, vs Bridgeport 12/12/21
FG Made	3	vs Bloomfield 03/14/21
FG Attempts	6	vs Bridgeport 12/12/21
3FG Made	2	at D'Youville 02/15/21, vs Bloomfield 03/14/21, vs Bridgeport 12/12/21
3FG Attempts	4	vs Bridgeport 12/12/21
FT Made	4	at Gannon 01/31/21
FT Attempts	6	at Gannon 01/31/21

MACDONALD, Nick

SEASON	TEAM	GP-GS	MIN/AVG	Field Goals		3-Point		F-Throws		Rebounds									Scoring	
				FG-FGA	FG%	3FG-3FGA	3FG%	FT-FTA	FT%	OFF	DEF	TOT	AVG	PF-FO	A	TO	BLK	STL	PTS	AVG
2019-20	Niag	32-2	433/13.5	44-107	.411	33-89	.371	22-22	1.000	6	26	32	1.0	24-0	11	12	0	11	143	4.5
2020-21	Niag	20-0	272/13.6	21-66	.318	17-56	.304	2-3	.667	2	25	27	1.4	25-0	8	6	0	6	61	3.1
2021-22	Daemen	23-1	464/20.2	52-127	.409	36-90	.400	35-38	.921	9	28	37	1.6	19-0	41	36	1	12	175	7.6
TOTAL FOR Daemen		23-1	464/20.2	52-127	.409	36-90	.400	35-38	.921	9	28	37	1.6	19-0	41	36	1	12	175	7.6
TOTAL		75-3	1170/15.6	117-300	.390	86-235	.366	59-63	.937	17	79	96	1.3	68-0	60	54	1	29	379	5.1

Single Game Highs

Statistic	Value	
Points	18	at Rider 02/09/20, vs Pace 01/05/22
Rebounds	5	vs Canisius 02/12/20
Assists	4	at Le Moyne 12/06/21, at Roberts Wesleyan 02/02/22, at Bridgeport 02/05/22
Steals	3	vs Iona 03/12/21
Blocks	1	vs Bridgeport 12/12/21
FG Made	7	at Rider 02/09/20
FG Attempts	11	at Syracuse 12/03/20
3FG Made	5	at Marist 01/02/21
3FG Attempts	10	at Syracuse 12/03/20
FT Made	6	at Marist 02/23/20, vs Pace 01/05/22
FT Attempts	6	at Marist 02/23/20, vs Pace 01/05/22



Daemen Men's Basketball
Individual Career Summaries
All games

Page 8/11
as of Feb 17, 2022

MASON, Andrew

				Field Goals		3-Point		F-Throws		Rebounds										Scoring	
SEASON	TEAM	GP-GS	MIN/AVG	FG-FGA	FG%	3FG-3FGA	3FG%	FT-FTA	FT%	OFF	DEF	TOT	AVG	PF-FO	A	TO	BLK	STL	PTS	AVG	
2020-21	Daemen	16-16	539/33.7	65-118	.551	38-78	.487	33-42	.786	17	81	98	6.1	28-0	52	30	2	14	201	12.6	
2021-22	Daemen	21-20	583/27.7	74-148	.500	54-109	.495	7-9	.778	10	73	83	4.0	15-0	46	23	1	15	209	10.0	
TOTAL		37-36	1121/30.3	139-266	.523	92-187	.492	40-51	.784	27	154	181	4.9	43-0	98	53	3	29	410	11.1	

Single Game Highs

Statistic	Value	
Points	25	at D'Youville 02/15/21
Rebounds	10	at Roberts Wesleyan 02/08/21, vs Roberts Wesleyan 02/17/21
Assists	6	4 times
Steals	3	at D'Youville 02/15/21, vs Dist. Columbia 01/30/22
Blocks	2	at St. Thomas Aquinas 02/27/21
FG Made	8	at D'Youville 02/15/21
FG Attempts	14	vs Roberts Wesleyan 02/17/21
3FG Made	5	at D'Youville 02/15/21, at St. Thomas Aquinas 03/07/21
3FG Attempts	9	at D'Youville 02/15/21, vs Bridgeport 12/12/21
FT Made	6	at Roberts Wesleyan 02/08/21
FT Attempts	7	vs Gannon 01/29/21

OSORIO, Sayeed

				Field Goals		3-Point		F-Throws		Rebounds										Scoring	
SEASON	TEAM	GP-GS	MIN/AVG	FG-FGA	FG%	3FG-3FGA	3FG%	FT-FTA	FT%	OFF	DEF	TOT	AVG	PF-FO	A	TO	BLK	STL	PTS	AVG	
2020-21	Daemen	8-0	12/1.5	3-10	.300	0-3	.000	0-1	.000	2	4	6	0.8	1-0	0	1	0	0	6	0.8	
2021-22	Daemen	9-0	19/2.1	6-9	.667	1-1	1.000	2-3	.667	0	3	3	0.3	1-0	2	3	0	4	15	1.7	
TOTAL		17-0	31/1.8	9-19	.474	1-4	.250	2-4	.500	2	7	9	0.5	2-0	2	4	0	4	21	1.2	

Single Game Highs

Statistic	Value	
Points	8	vs D'Youville 02/09/22
Rebounds	3	vs D'Youville 02/24/21
Assists	1	vs Molloy 01/14/22, at Bridgeport 02/05/22
Steals	2	vs D'Youville 02/09/22
FG Made	3	vs D'Youville 02/09/22
FG Attempts	4	at D'Youville 02/15/21
3FG Made	1	vs D'Youville 02/09/22
3FG Attempts	2	vs Mercy 02/20/21
FT Made	1	at Bridgeport 02/05/22, vs D'Youville 02/09/22
FT Attempts	2	at Bridgeport 02/05/22



Daemen Men's Basketball
Individual Career Summaries
All games

Page 9/11
as of Feb 17, 2022

POUMPEY, Justin

				Field Goals		3-Point		F-Throws		Rebounds										Scoring	
SEASON	TEAM	GP-GS	MIN/AVG	FG-FGA	FG%	3FG-3FGA	3FG%	FT-FTA	FT%	OFF	DEF	TOT	AVG	PF-FO	A	TO	BLK	STL		PTS	AVG
2021-22	Daemen	11-0	57/5.2	1-4	.250	1-1	1.000	2-2	1.000	1	5	6	0.5	1-0	8	3	1	2		5	0.5
TOTAL		11-0	57/5.2	1-4	.250	1-1	1.000	2-2	1.000	1	5	6	0.5	1-0	8	3	1	2		5	0.5

Single Game Highs

Statistic	Value	
Points	3	vs Staten Island 01/28/22
Rebounds	3	vs D'Youville 02/09/22
Assists	3	at Bridgeport 02/05/22, vs D'Youville 02/09/22
Steals	1	vs Staten Island 01/28/22, at Roberts Wesleyan 02/02/22
Blocks	1	at Bridgeport 02/05/22
FG Made	1	vs Staten Island 01/28/22
FG Attempts	2	vs D'Youville 02/09/22
3FG Made	1	vs Staten Island 01/28/22
3FG Attempts	1	vs Staten Island 01/28/22
FT Made	2	at Bridgeport 02/05/22
FT Attempts	2	at Bridgeport 02/05/22

SALZBERG, Ryan

				Field Goals		3-Point		F-Throws		Rebounds										Scoring	
SEASON	TEAM	GP-GS	MIN/AVG	FG-FGA	FG%	3FG-3FGA	3FG%	FT-FTA	FT%	OFF	DEF	TOT	AVG	PF-FO	A	TO	BLK	STL		PTS	AVG
2019-20	Daemen	23-0	101/4.4	10-18	.556	6-12	.500	2-3	.667	2	7	9	0.4	7-0	6	1	1	6		28	1.2
2020-21	Daemen	16-12	466/29.1	47-113	.416	26-73	.356	18-24	.750	6	36	42	2.6	29-0	36	31	1	6		138	8.6
2021-22	Daemen	21-21	618/29.4	55-139	.396	27-74	.365	9-12	.750	7	45	52	2.5	23-0	69	33	3	23		146	7.0
TOTAL		60-33	1185/19.8	112-270	.415	59-159	.371	29-39	.744	15	88	103	1.7	59-0	111	65	5	35		312	5.2

Single Game Highs

Statistic	Value	
Points	17	at Roberts Wesleyan 02/11/21, at Dist. Columbia 12/20/21
Rebounds	8	at Dist. Columbia 12/20/21
Assists	8	at Bridgeport 02/05/22
Steals	3	vs MSU Moorhead 10/29/21
Blocks	1	5 times
FG Made	7	at Dist. Columbia 12/20/21
FG Attempts	12	at St. Thomas Aquinas 02/27/21, at Dist. Columbia 12/20/21
3FG Made	4	at Roberts Wesleyan 02/11/21, at St. Thomas Aquinas 02/28/21
3FG Attempts	8	at St. Thomas Aquinas 02/27/21, at St. Thomas Aquinas 02/28/21
FT Made	3	at D'Youville 02/15/21, vs Dist. Columbia 01/30/22
FT Attempts	4	at D'Youville 02/15/21, vs Dist. Columbia 01/30/22



Daemen Men's Basketball
Individual Career Summaries
All games

Page 10/11
as of Feb 17, 2022

SISCHO, Andrew

				Field Goals		3-Point		F-Throws		Rebounds										Scoring	
SEASON	TEAM	GP-GS	MIN/AVG	FG-FGA	FG%	3FG-3FGA	3FG%	FT-FTA	FT%	OFF	DEF	TOT	AVG	PF-FO	A	TO	BLK	STL	PTS	AVG	
2017-18	Daemen	30-18	706/23.5	195-345	.565	3-17	.176	69-106	.651	89	172	261	8.7	71-0	28	65	25	11	462	15.4	
2018-19	Daemen	28-26	832/29.7	229-391	.586	4-8	.500	123-169	.728	106	176	282	10.1	72-0	30	58	28	24	585	20.9	
2019-20	Daemen	31-29	1054/34.0	298-462	.645	13-29	.448	164-222	.739	138	224	362	11.7	100-1	49	102	35	27	773	24.9	
2020-21	Daemen	15-15	526/35.1	160-254	.630	4-19	.211	79-117	.675	71	124	195	13.0	49-2	22	56	16	7	403	26.9	
2021-22	Daemen	23-23	718/31.2	202-341	.592	4-13	.308	96-146	.658	104	206	310	13.5	61-2	27	58	15	13	504	21.9	
TOTAL		127-111	3837/30.2	1084-1793	.605	28-86	.326	531-760	.699	508	902	1410	11.1	353-5	156	339	119	82	2727	21.5	

Single Game Highs

Statistic	Value	
Points	47	vs Queens (NY) 03/04/20
Rebounds	23	vs Molloy 02/16/18
Assists	7	at Dist. Columbia 12/20/21
Steals	4	at USciences 11/30/19, at Saint Rose 12/19/19
Blocks	5	vs Felician 11/08/19
FG Made	19	vs Queens (NY) 03/04/20
FG Attempts	29	vs Queens (NY) 03/04/20
3FG Made	2	vs Queens (NY) 03/04/20, at St. Thomas Aquinas 02/27/21
3FG Attempts	3	at St. Thomas Aquinas 12/15/19, vs Queens (NY) 03/04/20, at St. Thomas Aquinas 02/28/21
FT Made	12	vs Molloy 02/16/18, at D'Youville 01/08/22, vs Pace 01/05/22
FT Attempts	18	at D'Youville 01/08/22



Daemen Men's Basketball
Individual Career Summaries
All games

Page 11/11
as of Feb 17, 2022

VEIGA, Zecaree

				Field Goals		3-Point		F-Throws		Rebounds									Scoring	
SEASON	TEAM	GP-GS	MIN/AVG	FG-FGA	FG%	3FG-3FGA	3FG%	FT-FTA	FT%	OFF	DEF	TOT	AVG	PF-FO	A	TO	BLK	STL	PTS	AVG
2019-20	RWC	9-8	263/29.2	35-81	.432	10-32	.313	12-26	.462	12	23	35	3.9	23-0	12	19	1	9	92	10.2
2020-21	RWC	15-0	156/10.4	31-64	.484	6-21	.286	7-10	.700	8	17	25	1.7	27-1	5	12	4	4	75	5.0
2021-22	Daemen	18-0	140/7.8	20-42	.476	6-14	.429	10-11	.909	5	21	26	1.4	16-0	11	7	1	2	56	3.1
TOTAL FOR Daemen		18-0	140/7.8	20-42	.476	6-14	.429	10-11	.909	5	21	26	1.4	16-0	11	7	1	2	56	3.1
TOTAL		42-8	558/13.3	86-187	.460	22-67	.328	29-47	.617	25	61	86	2.0	66-1	28	38	6	15	223	5.3

Single Game Highs

Statistic	Value	
Points	19	vs Walsh 11/26/19
Rebounds	6	vs Edinboro 11/14/19, at Mansfield 12/04/19, vs D'Youville 02/20/21
Assists	3	vs Queens (NY) 01/16/22
Steals	2	vs Nyack 11/08/19, vs Walsh 11/26/19, at Mercyhurst 01/19/21
Blocks	1	6 times
FG Made	8	vs Walsh 11/26/19
FG Attempts	13	vs Walsh 11/26/19
3FG Made	3	vs Walsh 11/26/19
3FG Attempts	6	vs Edinboro 11/14/19, vs Walsh 11/26/19
FT Made	4	vs Nyack 11/08/19, vs D'Youville 02/21/21
FT Attempts	6	at Mansfield 12/04/19